

ANL-7497

643
ANL-7497

MASTER

257
2-10-69

Argonne National Laboratory

ARGONNE CODE CENTER:
Directory of Cooperating Installations

by

M. K. Butler, Marianne Legan,
Ethelyn Lindsay, and L. Ranzini

DISCLAIMER

This report was prepared as an account of work sponsored by an agency of the United States Government. Neither the United States Government nor any agency Thereof, nor any of their employees, makes any warranty, express or implied, or assumes any legal liability or responsibility for the accuracy, completeness, or usefulness of any information, apparatus, product, or process disclosed, or represents that its use would not infringe privately owned rights. Reference herein to any specific commercial product, process, or service by trade name, trademark, manufacturer, or otherwise does not necessarily constitute or imply its endorsement, recommendation, or favoring by the United States Government or any agency thereof. The views and opinions of authors expressed herein do not necessarily state or reflect those of the United States Government or any agency thereof.

DISCLAIMER

Portions of this document may be illegible in electronic image products. Images are produced from the best available original document.

The facilities of Argonne National Laboratory are owned by the United States Government. Under the terms of a contract (W-31-109-Eng-38) between the U. S. Atomic Energy Commission, Argonne Universities Association and The University of Chicago, the University employs the staff and operates the Laboratory in accordance with policies and programs formulated, approved and reviewed by the Association.

MEMBERS OF ARGONNE UNIVERSITIES ASSOCIATION

The University of Arizona	Kansas State University	The Ohio State University
Carnegie-Mellon University	The University of Kansas	Ohio University
Case Western Reserve University	Loyola University	The Pennsylvania State University
The University of Chicago	Marquette University	Purdue University
University of Cincinnati	Michigan State University	Saint Louis University
Illinois Institute of Technology	The University of Michigan	Southern Illinois University
University of Illinois	University of Minnesota	University of Texas
Indiana University	University of Missouri	Washington University
Iowa State University	Northwestern University	Wayne State University
The University of Iowa	University of Notre Dame	The University of Wisconsin

LEGAL NOTICE

This report was prepared as an account of Government sponsored work. Neither the United States, nor the Commission, nor any person acting on behalf of the Commission:

A. Makes any warranty or representation, expressed or implied, with respect to the accuracy, completeness, or usefulness of the information contained in this report, or that the use of any information, apparatus, method, or process disclosed in this report may not infringe privately owned rights; or

B. Assumes any liabilities with respect to the use of, or for damages resulting from the use of any information, apparatus, method, or process disclosed in this report.

As used in the above, "person acting on behalf of the Commission" includes any employee or contractor of the Commission, or employee of such contractor, to the extent that such employee or contractor of the Commission, or employee of such contractor prepares, disseminates, or provides access to, any information pursuant to his employment or contract with the Commission, or his employment with such contractor.

Printed in the United States of America

Available from

Clearinghouse for Federal Scientific and Technical Information
National Bureau of Standards, U. S. Department of Commerce
Springfield, Virginia 22151

Price: Printed Copy \$3.00; Microfiche \$0.65

ARGONNE NATIONAL LABORATORY
9700 South Cass Avenue
Argonne, Illinois 60439

ARGONNE CODE CENTER:
Directory of Cooperating Installations

by

M. K. Butler, Marianne Legan,
Ethelyn Lindsay,* and L. Ranzini

Applied Mathematics Division

October 1968

*Summer Student Training Program, 1968

LEGAL NOTICE

This report was prepared as an account of Government sponsored work. Neither the United States, nor the Commission, nor any person acting on behalf of the Commission:

A. Makes any warranty or representation, expressed or implied, with respect to the accuracy, completeness, or usefulness of the information contained in this report, or that the use of any information, apparatus, method, or process disclosed in this report may not infringe privately owned rights; or

B. Assumes any liabilities with respect to the use of, or for damages resulting from the use of any information, apparatus, method, or process disclosed in this report.

As used in the above, "person acting on behalf of the Commission" includes any employee or contractor of the Commission, or employee of such contractor, to the extent that such employee or contractor of the Commission, or employee of such contractor prepares, disseminates, or provides access to, any information pursuant to his employment or contract with the Commission, or his employment with such contractor.

THIS PAGE
WAS THIS PAGE
WAS THIS PAGE
WAS INTENTIONALLY
LEFT BLANK

TABLE OF CONTENTS

	<u>Page</u>
PREFACE	7
I. FACILITIES REPORTS	9
Aerojet-General Corporation	11
American Electric Power Service Corporation	13
Argonne National Laboratory	15
Headquarters, U.S. Atomic Energy Commission	19
Atomic Power Development Associates, Inc.	21
Atomics International	23
Australian Atomic Energy Commission	25
The Babcock & Wilcox Company, Nuclear Generation Department	27
Battelle Memorial Institute, Columbus Laboratories	31
Battelle Memorial Institute, Pacific Northwest Laboratory . .	33
Bechtel Corporation	35
Bettis Atomic Power Laboratory	37
Black & Veatch Consulting Engineers	39
Boeing Huntsville Simulation Center	41
Brookhaven National Laboratory	51
Burns and Roe Computer Center	55
California Institute of Technology, see Jet Propulsion Laboratory	
Canadian General Electric Company	57
Chalk River Nuclear Laboratories	59
Columbus Laboratory, see Battelle Memorial Institute	
Combustion Engineering, Inc., Nuclear Division	63
Computer Sciences Corporation, Northwest Operation	65
Control Data Corporation	69
Donald W. Douglas Laboratories	71
Drexel Institute of Technology Computing Center	73

TABLE OF CONTENTS

	<u>Page</u>
E. I. duPont, Savannah River Laboratory	75
European Nuclear Energy Agency, Computer Programme Library	77
Fort Worth Division of General Dynamics	79
General Electric Company, Nuclear Energy Division	81
General Electric Company, Nuclear Reactor Testing Station.	83
General Electric Company, Nuclear Systems Programs	85
Georgia Institute of Technology	89
Gulf General Atomic, Inc.	91
IBM Japan Ltd., Scientific Datacenter	93
Isotopes Nuclear Systems Division	95
Jet Propulsion Laboratory, California Institute of Technology.	97
Kansas State University	99
Knolls Atomic Power Laboratory	101
Lawrence Radiation Laboratory, University of California	103
Lockheed Missiles & Space Company	105
Los Alamos Scientific Laboratory	109
Massachusetts Institute of Technology, Information Pro- cessing Center	115
McDonnell Automation Center	117
MPR Associates, Inc.	119
NASA--Lewis Research Center	121
National Bureau of Standards.	123
North Carolina State University	125
Nuclear Technology Corporation	126
Nuclear Utility Services Corporation	127
Pacific Northwest Laboratory, see Battelle Memorial Institute	
The Pennsylvania State University	129

TABLE OF CONTENTS

	<u>Page</u>
Phillips Petroleum Company	131
Purdue University	133
S. A. Atomic Energy Board	135
Sandia Corporation	137
Sargent & Lundy Engineers	139
Savannah River Laboratory, see E. I. duPont	
Scientific Datacenter, see IBM Japan Ltd.	
Southern Nuclear Engineering, Inc.	141
Texas A&M University	143
United Aircraft Research Laboratories	145
United Nuclear Corporation, Research & Engineering Center.	147
University of California Computer Center	149
University of Cincinnati Computer Services	151
University of Florida Computer Center	153
University of Missouri Computer Center	155
University of New Mexico	157
The University of Texas at Austin Computation Center.	159
University of Washington Computer Center	161
U.S. Atomic Energy Commission, see Atomic Energy Commission	
Westinghouse Astronuclear Laboratory	163
Westinghouse Atomic Power Divisions	167
II. INSTALLATION REPRESENTATIVES	169
III. COMPUTERS IN USE	173
Burroughs Corporation.	173
Control Data Corporation	173
Digital Equipment Corporation.	174

TABLE OF CONTENTS

	<u>Page</u>
General Electric Company	174
International Business Machines	175
Philco-Ford Corporation	177
Remington Rand LARC	177
Univac	177
IV. INSTALLATION ABBREVIATIONS	179

ARGONNE CODE CENTER:
Directory of Cooperating Installations

by

M. K. Butler, Marianne Legan,
Ethelyn Lindsay, and L. Ranzini

PREFACE

The "cooperating installation" is an integral part of the Argonne Code Center operation. Each "cooperating installation" (e.g., AEC industrial contractor, laboratory, or university nuclear engineering department), names a representative to serve as liaison between that installation and the Center. These installation representatives serve as a source of information to the Code Center concerning programs or requests emanating from their installation and as a source of information to personnel at their installation concerning the Code Center operation and the Center library.

So that this liaison might be more effective, each cooperating installation representative was asked to complete a questionnaire on the computing facilities used or available to them. This report, documenting the results of this survey, is being issued in looseleaf form to permit additions and changes.

THIS PAGE
WAS INTENTIONALLY
LEFT BLANK

I. FACILITIES REPORTS

THIS PAGE
WAS INTENTIONALLY
LEFT BLANK

COOPERATING INSTALLATION FACILITIES REPORT

AEROJET-GENERAL CORPORATION

AGC

COMPUTER FACILITIES:

(1) MAIN PROCESSOR:

IBM 360/50 Processing Unit

IBM 360/65 Processing Unit

(2) ASSOCIATED EQUIPMENT:

SATELLITE OR OFF-LINE PROCESSORS:

IBM 1130 16K with telecommunication link to IBM 360/50

MEMORY UNITS:

CORE:

The 2065 Unit has two IBM 2365-2 Processor Storage Units, a total of 524,288 bytes of core storage.

DRUM AND DISK STORAGE:

1 IBM 2314 Direct Access Storage Facility

PERIPHERAL UNITS:

MAGNETIC TAPE UNITS:

12 IBM 2400 Series Model 6 Magnetic Tape Units,
9-track, 1600 bpi

3 IBM 2400 Series Model 2 Magnetic Tape Units,
7-track, 800 bpi

UNIT RECORD EQUIPMENT:

1 IBM 1052 Printer-Keyboard

1 IBM 1403-N1 Printer

1 IBM 2540 Card Read Punch

(3) OTHER INDEPENDENT OR SPECIAL-PURPOSE COMPUTER FACILITIES AVAILABLE AT THIS INSTALLATION:

(4) SOFTWARE:

OS/360, FORTRAN, IBSYS Version 13, COBOL

(5) INSTALLATION ENVIRONMENT REPORTS:

INSTALLATION REPRESENTATIVE: Harold J. Snyder

MAILING ADDRESS: Aerojet-General Corporation
P. O. Box 77
San Ramon, California 94583

TELEPHONE: 415-837-5311 X756

DATE: July 25, 1968

THIS PAGE
WAS THIS PAGE IALLY
WAS INTENTIONALLY
LEFT BLANK

COOPERATING INSTALLATION FACILITIES REPORT

AMERICAN ELECTRIC POWER SERVICE CORPORATION

AEP

COMPUTER FACILITIES:

- (1) MAIN PROCESSOR:
 - IBM 360/40 H (a)
 - IBM 360/50 H (b)
- (2) ASSOCIATED EQUIPMENT:
 - INPUT/OUTPUT CHANNELS:
 - 1 IBM 6980 Selector Channel (a)
 - 1 IBM 6980 Selector Channel (b)
 - MEMORY UNITS:
 - CORE:
 - 262,144 bytes on each system (a) and (b)
 - DRUM AND DISK STORAGE:
 - 4 IBM 2311-1 Disk Storage Drives on each system (a) and (b)
 - DATA CELL, RACE, OR OTHER MASS STORAGE:
 - 1 IBM 2321-1 Data Cell Drive (b)
 - PERIPHERAL UNITS:
 - MAGNETIC TAPE UNITS:
 - System (a)
 - 1 IBM 2401-1 Magnetic Tape Unit
 - 1 IBM 2402-3 Magnetic Tape Unit (2 tape units)
 - 1 IBM 2403-1 Magnetic Tape Unit and Control
 - System (b)
 - 1 IBM 2401-3 Magnetic Tape Unit
 - 1 IBM 2402-1 Magnetic Tape Unit (2 tape units)
 - 1 IBM 2403-1 Magnetic Tape Unit
 - UNIT RECORD EQUIPMENT:
 - System (a)
 - 1 IBM 2540-1 Card Read Punch (reads 1000 cpm and punches 300 cpm)
 - 1 IBM 1403-N1 Printer 1100 lpm
 - System (b)
 - 1 IBM 2501-B2 Card Reader 1000 cpm
 - 1 IBM 1403-2 Printer 600 lpm
 - 1 IBM 1403-N1 Printer 1100 lpm
- (3) OTHER INDEPENDENT OR SPECIAL-PURPOSE COMPUTER FACILITIES AVAILABLE AT THIS INSTALLATION:
 - Digitronics Dial-o-Verter D522 (b)
- (4) SOFTWARE:
 - OS/360 Release 13 on both systems
- (5) INSTALLATION ENVIRONMENT REPORTS:

INSTALLATION REPRESENTATIVE: James F. Davis

MAILING ADDRESS: American Electric Power Service Corporation
2 Broadway
New York, New York 10004

TELEPHONE: 212-422-4800 X581

DATE: August 7, 1968

COOPERATING INSTALLATION FACILITIES REPORT

Section I of II

ARGONNE NATIONAL LABORATORY

ANL

COMPUTER FACILITIES:

(1) MAIN PROCESSOR:

IBM 360/75

(2) ASSOCIATED EQUIPMENT:

SATELLITE OR OFF-LINE PROCESSORS:

IBM 360/50 Support Processor

(IBM Attached Support Processor System, ASP)

INPUT/OUTPUT CHANNELS:

IBM 360/50 3 Selector Channels and 1 Multiplexor Channel,
transfer rate 900,000 bytes/sec on Selector;
312,000 bytes/sec on Multiplexor-burst mode

IBM 360/75 3 Selector Channels, transfer rate 1.3 million
bytes/sec

MEMORY UNITS:

CORE:

IBM 360/50 524K bytes with 2 μ sec storage cycle for
access to 4 bytes

IBM 360/75 1024K bytes with .75 μ sec storage cycle for
access to 8 bytes

DRUM AND DISK STORAGE:

IBM 2301 Drum Storage Unit 4.09 million bytes; 8.6 ms.
access time; 1.3 million bytes/sec transfer
rate; available to Model 50 and 75

2 IBM 2314 Direct Access Storage Facility 8 modules,
each storing 29.17 million bytes; 88 ms.
average access time; 312,000 bytes/sec
transfer rate; 1 facility available to
Model 50 and 75; 1 available to 75 only.

DATA CELL, RACE, OR OTHER MASS STORAGE:

2 IBM 2321 Data Cell Drives 400 million bytes; 550 ms
average access time; transfer rate
55,000 bytes/sec; both available to
Model 50 and 75

IBM 2361 Large Core Storage 2097K bytes with 8 μ sec
storage cycle for access to 8 bytes; avail-
able to Model 50 and 75

PERIPHERAL UNITS:

MAGNETIC TAPE UNITS:

2 IBM 2402-3 7-track 800 bpi 90,000 bytes/sec transfer
rate; available to the Model 50 and 75

4 IBM 2403-3 9-track 800 bpi 90,000 bytes/sec transfer
rate; available to the Model 50 and 75

UNIT RECORD EQUIPMENT:

2 IBM 1052 Printer-Keyboard; one available to Model 50,
one to Model 75

(The following are available to the Model 50 only)

4 IBM 1403-N1 Printer 1100 lpm

2 IBM 2540 Card Read Punch 1000/300 cpm

IBM 2701 Data Adapter Set

IBM 1053 Printer

2 IBM 2741 Communication Terminals

7 Teletype Model 33 Typewriter Sets

DISPLAY AND RECORDING EQUIPMENT:

IBM 2250-3 Display Unit

8 IBM 2260 Display Station

IBM 2280 Film Recorder

See CALCOMP equipment in Section II

(3) OTHER INDEPENDENT OR SPECIAL-PURPOSE COMPUTER FACILITIES AVAILABLE AT THIS INSTALLATION:

IBM 1401

2 CDC 160A

(4) SOFTWARE:

IBM System/360 Operating System

FORTRAN H

PL/I

FORTRAN G

ALGOL

Assembler Language

RPG

COBOL

(5) INSTALLATION ENVIRONMENT REPORTS:

Computer Environment Report, ANL-7408, M. K. Butler and
A. L. Rago (Feb 1968).

COOPERATING INSTALLATION FACILITIES REPORT

Section II of II

ARGONNE NATIONAL LABORATORY

ANL

COMPUTER FACILITIES:

(1) MAIN PROCESSOR:

CDC 3600

(2) ASSOCIATED EQUIPMENT:

SATELLITE OR OFF-LINE PROCESSORS:

CDC 160A Satellite under ANL SATCOPS system with
8K 12-bit words

CDC 3682 Satellite Coupler

CDC 160A Off-line with 8K 12-bit words

INPUT/OUTPUT CHANNELS:

4 CDC 3603 Standard bi-directional data channel

CDC 3607 Special 24-bit data channel

3 CDC 3681 Data Channel converters; 2 available to 160A
Satellite; 1 available to off-line 160A

MEMORY UNITS:

CORE:

2 CDC 3603 Storage Models 65K 48-bit words with 1.4 μ sec/
word storage cycle available to the 3600

DRUM AND DISK STORAGE:

CDC 828 Disk File with 4096K word capacity; 225 ms
average access time over all positions; 90,000 bytes/sec
transfer rate; available to 3600 and Satellite 160A

PERIPHERAL UNITS:

MAGNETIC TAPE UNITS:

20 CDC 606 Magnetic Tape Transports, 556 bpi;
83,400 bytes/sec transfer rate; 16 available to the
3600 and Satellite 160A; 4 available to the off-line
processor

UNIT RECORD EQUIPMENT:

CDC 8528 Data Communication Terminal available to
off-line processor2 CDC 161 Typewriters, one available to Satellite, one
to the off-line processor

CDC 3692 Typewriter available to Satellite

4 CDC 501 Line Printers, 1000 lpm; available to
Satellite and off-line processorCDC 415 Card Punch 250 cpm; available to Satellite and
off-line processor2 CDC 405 Card Reader 1200 cpm; available to Satellite
and off-line processor

DISPLAY AND RECORDING EQUIPMENT:

Data Display 80A Data Display Unit

CALCOMP 580 Magnetic Tape Plotter 200/300 steps/sec

CALCOMP 765 Digital Plotter (drum) 450.1687 steps/sec

CALCOMP 780 Off-line Magnetic Tape

(3) OTHER INDEPENDENT OR SPECIAL-PURPOSE COMPUTER
FACILITIES AVAILABLE AT THIS INSTALLATION:

See (3) Section I

(4) SOFTWARE:

SCOPE Operating System

3600 FORTRAN

ALGOL

COMPASS

SORT

(5) INSTALLATION ENVIRONMENT REPORTS:

See (5) Section I

INSTALLATION REPRESENTATIVE: A. L. Rago

MAILING ADDRESS: Argonne National Laboratory
9700 South Cass Avenue
Argonne, Illinois 60439

TELEPHONE: 312-739-7711 X4245

FTS: 312-739-4245

DATE: September 23, 1968

COOPERATING INSTALLATION FACILITIES REPORT

HEADQUARTERS, U.S. ATOMIC ENERGY COMMISSION

AEC

COMPUTER FACILITIES:

(1) MAIN PROCESSOR:

IBM 360/50 H

In addition, use is made of facilities at National Bureau of Standards.

(2) ASSOCIATED EQUIPMENT:

INPUT/OUTPUT CHANNELS:

2 Selector Channels

1 Multiplexor Channel

MEMORY UNITS:

CORE:

262,144 bytes

DRUM AND DISK STORAGE:

IBM 2314 Direct Access Storage Facility

DATA CELL, RACE, OR OTHER MASS STORAGE:

IBM 2321 Data Cell Drive

PERIPHERAL UNITS:

MAGNETIC TAPE UNITS:

2-2401 Magnetic Tape Units, 9-track

2-2401 Magnetic Tape Units, 7-track

UNIT RECORD EQUIPMENT:

IBM 1052 Printer-Keyboard

IBM 2540 Card Read Punch (reads 1000 cpm;
punches 300 cpm)

2-1403 Printers 1100 lpm (upper and lower case print
chain on one)

(3) OTHER INDEPENDENT OR SPECIAL-PURPOSE COMPUTER FACILITIES AVAILABLE AT THIS INSTALLATION:

IBM 1401 with 16,000-character core memory

(4) SOFTWARE:

OS/360, Version 14

COBOL E and F

FORTRAN G

Assembler E and F

(5) INSTALLATION ENVIRONMENT REPORTS:

INSTALLATION REPRESENTATIVE: Laurence Kopp

MAILING ADDRESS: U.S. Atomic Energy Commission
Division of Reactor Standards
Systems and Performance Branch
Washington, D.C. 20545

TELEPHONE: 301-973-7388

DATE: February 16, 1968

**THIS PAGE
WAS INTENTIONALLY
LEFT BLANK**

COOPERATING INSTALLATION FACILITIES REPORT

ATOMIC POWER DEVELOPMENT ASSOCIATES, INC.

APDA

COMPUTER FACILITIES

(1) MAIN PROCESSOR:

IBM 1130

Card I/O with synchronous communications adapter and
201-A4 Data Set used for teleprocessing with McDonnell
Douglas Automation Center's IBM 360/50/75.

(2) ASSOCIATED EQUIPMENT:

MEMORY UNITS:

CORE:

8,000 word 16-bit core with 3.2 μ sec cycle time
transmission rate 2,000 bits/sec

DRUM AND DISK STORAGE:

IBM 2315 Disk Cartridge 512,000 words

PERIPHERAL UNITS:

UNIT RECORD EQUIPMENT:

2 IBM 029 Card Punch

IBM 059 Card Verifier

(3) OTHER INDEPENDENT OR SPECIAL-PURPOSE COMPUTER
FACILITIES AVAILABLE AT THIS INSTALLATION:

Use is made of the following facilities:

ANL CDC 3600

ORNL IBM 7090

Minneapolis CDC 3600

Matrix Corp., New York City, IBM 7094 and IBM 360/65

(4) SOFTWARE:

IBM 1130 Basic Fortran IV

(5) INSTALLATION ENVIRONMENT REPORTS:

INSTALLATION REPRESENTATIVE: Eugene R. Volk

MAILING ADDRESS: Atomic Power Development Associates, Inc.
1911 First Street
Detroit, Michigan 48226

TELEPHONE: 313-962-9510 X374

DATE: February 12, 1968

THIS PAGE
WAS INTENTIONALLY
LEFT BLANK

COOPERATING INSTALLATION FACILITIES REPORT

ATOMICS INTERNATIONAL

AI

COMPUTER FACILITIES:

- (1) MAIN PROCESSOR:
IBM 360/50 H
- (2) ASSOCIATED EQUIPMENT:
SATELLITE OR OFF-LINE PROCESSORS:
IBM 360/30
INPUT/OUTPUT CHANNELS:
2 Channels
MEMORY UNITS:
CORE:
262,144 bytes
DRUM AND DISK STORAGE:
6 IBM 2311 Disk Storage Drives
PERIPHERAL UNITS:
MAGNETIC TAPE UNITS:
4 IBM 2400 Series Model 2 Magnetic Tape Units, 7-track
4 IBM 2400 Magnetic Tape Units, 9-track
UNIT RECORD EQUIPMENT:
IBM 2540 Card Read Punch reads 1000 cpm; punches
300 cpm
IBM 1403 Printer 1100 lpm
Paper Tape
DISPLAY AND RECORDING EQUIPMENT:
SC 4020
- (3) OTHER INDEPENDENT OR SPECIAL-PURPOSE COMPUTER
FACILITIES AVAILABLE AT THIS INSTALLATION:
- (4) SOFTWARE:
OS/360, PCP/MFT plus HASP, NAA Library
- (5) INSTALLATION ENVIRONMENT REPORTS:
R. A. Blaine, AI Environment Report, on file at ACC

INSTALLATION REPRESENTATIVE: R. A. Blaine

MAILING ADDRESS: Atomics International
P. O. Box 309
Canoga Park, California

TELEPHONE: 213-341-1000 X1741

DATE: April 25, 1968

**THIS PAGE
WAS INTENTIONALLY
LEFT BLANK**

COOPERATING INSTALLATION FACILITIES REPORT

AUSTRALIAN ATOMIC ENERGY COMMISSION

AAEC

COMPUTER FACILITIES:

(1) MAIN PROCESSOR:

IBM 360/50 H

(2) ASSOCIATED EQUIPMENT:

SATELLITE OR OFF-LINE PROCESSORS:

Digital Equipment PDP-8; off-line card listing facility with eventual linkage to main processor.

INPUT/OUTPUT CHANNELS:

2 overlapped Selector Channels

1 Multiplexor Channel

MEMORY UNITS:

CORE:

262,144 bytes, 2 μ sec access time for 4 bytes;0.5 μ sec cycle time

DRUM AND DISK STORAGE:

4 IBM 2311 Disk Storage Drives; each with capacity of 7,250,000 bytes; 75 ms average access time; and 156,000 bytes/sec transmission rate.

PERIPHERAL UNITS:

MAGNETIC TAPE UNITS:

1 IBM 2401-2 Magnetic Tape Unit

1 IBM 2403-2 Magnetic Tape Unit and Control 800 bpi density, 9-track, and 60,000 bytes/sec transfer rate.

UNIT RECORD EQUIPMENT:

1 IBM 2540 Card Read Punch 1000 cpm in, 300 cpm out

1 IBM 1403-N1 Printer 1100 lpm

1 IBM 2671 Paper Tape Reader 1000 cps

1 IBM 1052 Printer-Keyboard

Analex Series 5 Printer 300 lpm
Burroughs Card Reader 200 cpm } attached to PDP-8

(3) OTHER INDEPENDENT OR SPECIAL-PURPOSE COMPUTER FACILITIES AVAILABLE AT THIS INSTALLATION:

1 PDP-8
1 PDP-7 } used independently for experiments

(4) SOFTWARE:

FORTRAN H, G, E

COBOL F

Assembler F, PL/I

ALGOL

Linkage Editor E

OS/360 Release 14

(5) INSTALLATION ENVIRONMENT REPORTS:

INSTALLATION REPRESENTATIVE: B. McGregor

MAILING ADDRESS: Australian Atomic Energy Commission
Physics Division
Research Establishment
Private Mail Bag
Sutherland 2232 N.S.W., Australia

DATE: April 18, 1968

COOPERATING INSTALLATION FACILITIES REPORT

Section I of II

THE BABCOCK & WILCOX COMPANY
NUCLEAR GENERATION DEPARTMENT

BW

COMPUTER FACILITIES:

(1) MAIN PROCESSOR:

Philco, Model 211

(2) ASSOCIATED EQUIPMENT:

INPUT/OUTPUT CHANNELS:

2

MEMORY UNITS:

CORE:

32K, 48-bit words, 8 μ sec cycle time

PERIPHERAL UNITS:

MAGNETIC TAPE UNITS:

17 Philco Model 234 Magnetic Tape Units 1 in. Tape,
120 in. per sec, 90 KC transfer rate, 375 bpi
(13 channels)

UNIT RECORD EQUIPMENT:

1 Philco Model 258 Card Reader, 2000 cpm
1 Philco Model 280 Buffer Controller
1 Philco Model 256 Line Printer, 900 lpm
1 Philco Model 254 Printer Controller
1 Philco Model 265 Card Punch, 100 cpm
1 Philco 259 Punch Card Controller

(3) OTHER INDEPENDENT OR SPECIAL-PURPOSE COMPUTER FACILITIES AVAILABLE AT THIS INSTALLATION:

1 Control Data 8130 Remote Terminal to CDC-6600 System
Teletype terminals to G.E. & Philco-Ford Time-Sharing
Systems

1 Control Data 6600 System on order (See Section II of
this report)

(4) SOFTWARE:

Philco-Ford FORTRAN IV Standard Development Language,
KAPL-BKS Standard Operating System; BAPL-BKS and
Philco 32 and 8K SYS also used

(5) INSTALLATION ENVIRONMENT REPORTS:

Various BAW-TM's

THIS PAGE
WAS THIS PAGE IALLY
WAS INTENTIONALLY
LEFT BLANK

COOPERATING INSTALLATION FACILITIES REPORT

Section II of II

THE BABCOCK & WILCOX COMPANY
NUCLEAR GENERATION DEPARTMENT

BW

COMPUTER FACILITIES:

(1) MAIN PROCESSOR:

CDC 6600 (Model 6614 CPU) Installation date,
November 1968

(2) ASSOCIATED EQUIPMENT:

SATELLITE OR OFF-LINE PROCESSORS:

CDC 1700 For hybrid applications and interface between
CDC-6600 and analog systems. Standard
linkage components

INPUT/OUTPUT CHANNELS:

12 I/O Channels

MEMORY UNITS:

CORE:

65K, 60-bit words plus 10 banks of 4096 words of 12-bit
size, all 1 μ sec cycle time.

DRUM AND DISK STORAGE:

2 CDC 6638 Disk System

1 CDC 6603 Disk System

1 CDC 853 Disk Storage Drive on 1700 System

PERIPHERAL UNITS:

MAGNETIC TAPE UNITS:

4 CDC Model 607 Magnetic Tape Units (150 in. per sec,
200, 556, and 800 bpi, 30, 85.5 and 120 KC transfer
rates)

UNIT RECORD EQUIPMENT

CDC 6600 System

1 CDC Model 405 Card Reader 1200 cpm

2 CDC Model 501 Printers 1000 lpm

1 CDC Model 415 Card Punch 250 cpm

CDC 1700 System

1711 Teletypewriter

1721 Paper Tape Reader 400 cps

1723 Paper Tape Punch 200 cps

DISPLAY AND RECORDING EQUIPMENT:

No display equipment except CDC Model 6612 used for
system monitoring

(3) OTHER INDEPENDENT OR SPECIAL-PURPOSE COMPUTER
FACILITIES AVAILABLE AT THIS INSTALLATION:

Philco Model 211 System (See Section I of this report)

(4) SOFTWARE:

New development in CDC FORTRAN 2.3 (FORTRAN IV Compatible Operating System SCOPE 3.1)

(5) INSTALLATION ENVIRONMENT REPORTS:

Not yet designated.

INSTALLATION REPRESENTATIVE: W. R. Worley

MAILING ADDRESS: The Babcock & Wilcox Company
Computer Services Section
Nuclear Power Generation Department
Power Generation Division
P. O. Box 1260
Lynchburg, Virginia 24505

TELEPHONE: 703-846-7361 X839

DATE: July 18, 1968

COOPERATING INSTALLATION FACILITIES REPORT

BATTELLE MEMORIAL INSTITUTE, COLUMBUS LABORATORIES BCL

COMPUTER FACILITIES:

(1) MAIN PROCESSOR:

CDC 6400

(2) ASSOCIATED EQUIPMENT:

SATELLITE OR OFF-LINE PROCESSORS:

On-line input-output

INPUT/OUTPUT CHANNELS:

13 Channels

MEMORY UNITS:

CORE:

64K 60-bit words, 1 μ sec

250K 60-bit words, Extended Core Storage will be delivered January 1969.

DRUM AND DISK STORAGE:

CDC 6638 Disk Systems with 160 million 6-bit characters
(Will replace the present 70 million 6603 Disk System
June 1)

4 CDC Disk Pack Transports - 30 million characters

PERIPHERAL UNITS:

MAGNETIC TAPE UNITS:

6 CDC 604 Magnetic Tape Units, 75 cps, 200, 556, or
800 bpi

1 Channel, 60 KC

UNIT RECORD EQUIPMENT:

2 CDC 405 Card Reader 1200 cpm

2 CDC 415 Card Punch 250 cpm

2 CDC 501 Line Printer 1000 lpm

1 CDC 505 Line Printer 500 lpm

1 CDC 3691 Paper Tape Read Punch Unit 350/120 cps

DISPLAY AND RECORDING EQUIPMENT:

1 CALCOMP 565 On-Line Plotter

(3) OTHER INDEPENDENT OR SPECIAL-PURPOSE COMPUTER FACILITIES AVAILABLE AT THIS INSTALLATION:

Electronic Associates Analog 231 R

(4) SOFTWARE:

FORTRAN IV MIMIC

SCOPE 3.1

SIMSCRIPT AND COBOL in a few months.

(5) INSTALLATION ENVIRONMENT REPORTS:

INSTALLATION REPRESENTATIVE: Dr. Ricardo Artigas

MAILING ADDRESS: Battelle Memorial Institute
Columbus Laboratories
505 King Avenue
Columbus, Ohio 43201

TELEPHONE: 614-299-3151 X840

DATE: February 22, 1968

COOPERATING INSTALLATION FACILITIES REPORT

BATTELLE MEMORIAL INSTITUTE,
PACIFIC NORTHWEST LABORATORY

BNW

COMPUTER FACILITIES:

(1) MAIN PROCESSOR:

IBM 7090

UNIVAC 1108

This installation uses the facilities of Computer Sciences
Corporation, Northwest Operations, CSCN.

INSTALLATION REPRESENTATIVE: J. L. Carter

MAILING ADDRESS: Battelle-Northwest
Pacific Northwest Laboratory
P. O. Box 999
Richland, Washington 99352

TELEPHONE: 509-942-1111 X6-4473

DATE: July 15, 1968

FTS: 20-89-64

THIS PAGE
WAS THIS PAGE
WAS INTENTIONALLY
LEFT BLANK

COOPERATING INSTALLATION FACILITIES REPORT

BECHTEL CORPORATION

BC

COMPUTER FACILITIES:

(1) MAIN PROCESSOR:

GE 635

(2) ASSOCIATED EQUIPMENT:

SATELLITE OR OFF-LINE PROCESSORS:

GE DATANET 30 Communications Processor

INPUT/OUTPUT CHANNELS:

5 high-speed channels

6 low-speed channels

MEMORY UNITS:

CORE:

96K, 1 μ sec 36-bit word core memory

DRUM AND DISK STORAGE:

	<u>Transfer Rate</u>	<u>Storage</u>	<u>Average Access Time</u>
Drum-MDS 200	370,000 char/sec	7 million char	17 ms
Disc-DSU 200	60,000 char/sec	23 million char	200 ms

PERIPHERAL UNITS:

MAGNETIC TAPE UNITS:

9 tapes, 120 KC, density 800 bpi, 2 channels

UNIT RECORD EQUIPMENT:

1 Card Reader 900 cpm

1 Card Punch 300 cpm

2 Printers 1200 lpm

1 Console Typewriter

12 Teletype Lines 110 bps

2 200 bps voice-grade lines

(3) OTHER INDEPENDENT OR SPECIAL-PURPOSE COMPUTER FACILITIES AVAILABLE AT THIS INSTALLATION:

(4) SOFTWARE:

FORTRAN IV, COBOL

GECOS III Operating System

(5) INSTALLATION ENVIRONMENT REPORTS:

INSTALLATION REPRESENTATIVE: R. L. Brunnenmeyer

MAILING ADDRESS: Bechtel Corporation

50 Beale Street

San Francisco, California 94119

TELEPHONE: 415-433-4567 X3629

DATE: July 18, 1968

**THIS PAGE
WAS INTENTIONALLY
LEFT BLANK**

COOPERATING INSTALLATION FACILITIES REPORT

BETTIS ATOMIC POWER LABORATORY

BAPL

COMPUTER FACILITIES:

(1) MAIN PROCESSOR:

2 CDC 6600

"Each," as used below means attached to one 6600 processor;

"Both" means shared by, or accessible by, the two 6600s.

(2) ASSOCIATED EQUIPMENT:

INPUT/OUTPUT CHANNELS:

Standard 12 (each)

MEMORY UNITS:

CORE:

Central 64K 60-bit each

Extended: 500K 60-bit both

DRUM AND DISK STORAGE:

4 CDC 6638 Disk Systems - both

1 CDC 6603 Disk Systems - each

DATA CELL, RACE, OR OTHER MASS STORAGE:

2 IBM 2321 Data Cell Drive - both

PERIPHERAL UNITS:

MAGNETIC TAPE UNITS:

8 CDC 607 Magnetic Tape Units - both

(thus a 2 x 8 controller)

UNIT RECORD EQUIPMENT:

1 CDC 405 Card Reader - each

1 CDC 405 Card Reader - both, switchable

2 CDC 415 Card Punch - both

1 CDC 501 Line Printer - each

2 CDC 501 Line Printer - both

} Total 3 CDC 405
} Card Readers

} Total 4 CDC 501 Printers

DISPLAY AND RECORDING EQUIPMENT:

1 CDC 280 Microfilm Recorder, both switchable

(3) OTHER INDEPENDENT OR SPECIAL-PURPOSE COMPUTER FACILITIES AVAILABLE AT THIS INSTALLATION:

(4) SOFTWARE:

SCOPE 3.1

FORTRAN 2.0 and 2.3

(5) INSTALLATION ENVIRONMENT REPORTS:

WAPD-TM-668, C. J. Pfeifer, partially obsoleted by our
conversion from SCOPE 2.0 to 3.1, on file at ACC.

INSTALLATION REPRESENTATIVE: Dr. B. Mount

MAILING ADDRESS: Bettis Atomic Power Laboratory
Box 79
W. Mifflin, Pennsylvania 15122

TELEPHONE: 412-462-5000 X365/470

FTS: 412-462-0365
-0470

DATE: July 12, 1968

COOPERATING INSTALLATION FACILITIES REPORT

BLACK & VEATCH CONSULTING ENGINEERS

B&V

COMPUTER FACILITIES:

(1) MAIN PROCESSOR:

IBM 360/30

Equipment shared with local research institute.

(2) ASSOCIATED EQUIPMENT:

MEMORY UNITS:

CORE:

65,536 bytes storage, 1.5 μ sec access time

DRUM AND DISK STORAGE:

2 IBM 2311 Disk Storage Drive

PERIPHERAL UNITS:

MAGNETIC TAPE UNITS:

4 IBM 2400 Series Magnetic Tape Units, 800 bpi density

UNIT RECORD EQUIPMENT:

IBM 2540 Card Read Punch (reads at 1000 cpm, punches
at 300 cpm)

IBM 1403 Printer 1100 lpm

(3) OTHER INDEPENDENT OR SPECIAL-PURPOSE COMPUTER
FACILITIES AVAILABLE AT THIS INSTALLATION:

(4) SOFTWARE:

DOS

FORTRAN

COBOL

PL/I

BAL

RPG

(5) INSTALLATION ENVIRONMENT REPORTS:

INSTALLATION REPRESENTATIVE: Donald L. Cahalan

MAILING ADDRESS: Black and Veatch Consulting Engineers
1500 Meadow Lake Parkway
P. O. Box 8405
Kansas City, Missouri 64114

TELEPHONE: 816-363-1402 X301

DATE: February 22, 1968

THIS PAGE
WAS INTENTIONALLY
LEFT BLANK

COOPERATING INSTALLATION FACILITIES REPORT

Section I of V

BOEING HUNTSVILLE SIMULATION CENTER

BHSC

COMPUTER FACILITIES:

(1) MAIN PROCESSOR:

IBM 360/30

(2) ASSOCIATED EQUIPMENT:

INPUT/OUTPUT CHANNELS:

Multiplexor Channel

Selector Channel

MEMORY UNITS:

CORE:

1 IBM 2311 Disk Storage Drive

1 IBM 2841 Storage Control

PERIPHERAL UNITS:

MAGNETIC TAPE UNITS:

2 IBM 2400 Series Magnetic Tape Units, 7-track,
800 bpi density2 IBM 2400 Series Magnetic Tape Units, 9-track;
800 bpi density

1 IBM 2803 Tape Control Unit

UNIT RECORD EQUIPMENT:

1 IBM 1052-7 Printer-Keyboard 15.5 char/sec nominal;
12.5 in. max printing line

1 IBM 2701 Data Adapter Unit (SDA-I) 5100 cps

1 IBM 2821-5 Control Unit

1 IBM 2540 Card Read Punch (1000 cpm, 300 cpm)

2 IBM 1403-N1 Printers (1100 lpm)

(3) OTHER INDEPENDENT OR SPECIAL-PURPOSE COMPUTER
FACILITIES AVAILABLE AT THIS INSTALLATION:

(4) SOFTWARE:

EMFT Release 13

EMFT Graphics

(5) INSTALLATION ENVIRONMENT REPORTS:

**THIS PAGE
WAS INTENTIONALLY
LEFT BLANK**

COOPERATING INSTALLATION FACILITIES REPORT

Section II of V

BOEING HUNTSVILLE SIMULATION CENTER

BHSC

COMPUTER FACILITIES:

(1) MAIN PROCESSOR:

IBM 360/44 (used in conjunction with (4) Applied Dynamics, Inc., ADI-256 Analog computers to provide hybrid computer capability)

(2) ASSOCIATED EQUIPMENT:

SATELLITE OR OFF-LINE PROCESSORS:

Analog Processors:

9 Brush Corporation Time History Recorders
6 E.A.I. X-Y plotters

INPUT/OUTPUT CHANNELS:

3 Channels

MEMORY UNITS:

CORE:

The IBM 360/44 has 256K bytes, 1 μ sec access, and 0.25 μ sec register speed.

DRUM AND DISK STORAGE:

2 IBM 2315 Disk Cartridges

PERIPHERAL UNITS:

MAGNETIC TAPE UNITS:

4 IBM 2401 Magnetic Tape Units with 800 bpi density

UNIT RECORD EQUIPMENT:

1 IBM 1052 Printer-Keyboard
1 IBM 2540 Card Read Punch
1 IBM 1403-N1 Printer
1 IBM 1053 Printer

4 IBM 2701 Data Adapter Units (Interface 1 with ADI 256's is (2) 2701's controlling 30 DAC lines, 25 ADC lines, 100 KC timer, 128 discrettes; Interface 2 with ADI-256's is (2) 2701's controlling 30 DAC lines, 25 ADC lines, 100 KC timer, 64 discrettes, 68 Analog setup lines)

DISPLAY AND RECORDING EQUIPMENT:

2 IBM 2260 Display Stations

(3) OTHER INDEPENDENT OR SPECIAL-PURPOSE COMPUTER FACILITIES AVAILABLE AT THIS INSTALLATION:

(4) SOFTWARE:

EMFT Release 13
EMFT Graphics

(5) INSTALLATION ENVIRONMENT REPORTS:

THIS PAGE
WAS INTENTIONALLY
LEFT BLANK

COOPERATING INSTALLATION FACILITIES REPORT

Section III of V

BOEING HUNTSVILLE SIMULATION CENTER

BHSC

COMPUTER FACILITIES:

(1) MAIN PROCESSOR:

2 IBM 360/65 (a) and (b)

(2) ASSOCIATED EQUIPMENT:

INPUT/OUTPUT CHANNELS:

IBM 2870 Multiplexor Channel processor (b) only

IBM 2860 Selector Channel (a) 3 channels, (b) 2 channels

MEMORY UNITS:

CORE:

512K bytes each of 750 ns access, 200 ns register speed

DRUM AND DISK STORAGE:

1 IBM 2314 Direct Access Storage Facility (a) and (b)

1 IBM 2301 Drum Storage (b)

1 IBM 2820 Storage Control Unit (b)

PERIPHERAL UNITS:

MAGNETIC TAPE UNITS:

24 IBM 2400 Series Magnetic Tape Units with 800 bpi density on (a)

8 IBM 2401 Magnetic Tape Units with 800 bpi density on (b)

3 IBM 2803 Tape Control Units (a)

1 IBM 2803 Tape Control Unit (b)

UNIT RECORD EQUIPMENT:

1 IBM 1052 Printer-Keyboard (a) and (b)

3 IBM 1403-N1 Printers 1 on processor (a) 2 on processor (b)

1 IBM 2821 Control Unit per processor

1 IBM 2540 Card Read Punch per processor

1 IBM Transmission Control Unit (b)

DISPLAY AND RECORDING EQUIPMENT:

1 IBM 2840 Display Control (b only)

2 IBM 2250 Display Unit (b only)

(3) OTHER INDEPENDENT OR SPECIAL-PURPOSE COMPUTER FACILITIES AVAILABLE AT THIS INSTALLATION:

(4) SOFTWARE:

EMFT Release 13

EMFT Graphics

(5) INSTALLATION ENVIRONMENT REPORTS:

**THIS PAGE
WAS INTENTIONALLY
LEFT BLANK**

COOPERATING INSTALLATION FACILITIES REPORT

Section IV of V

BOEING HUNTSVILLE SIMULATION CENTER

BHSC

COMPUTER FACILITIES:

(1) MAIN PROCESSOR:

2 IBM 360/67

(2) ASSOCIATED EQUIPMENT:

INPUT/OUTPUT CHANNELS:

IBM 2870 Multiplexor Channel per processor

IBM 2860-3 Selector Channel per processor

IBM 2846 Channel Controller per processor

MEMORY UNITS:

CORE:

1 million bytes of 750 ns access, and 200 ns register speed

DRUM AND DISK STORAGE:

1 IBM 2301 Drum Storage per processor

1 IBM 2820 Storage Control Unit per processor

1 IBM 2314 Direct Access Storage Facility per processor

1 IBM 2314 Direct Access Storage Facility shared

PERIPHERAL UNITS:

MAGNETIC TAPE UNITS:

4 IBM 2400 Series Magnetic Tape Units, 7-track, 800 bpi, per processor

4 IBM 2400 Series Magnetic Tape Units, 9-track, 800 bpi, per processor

1 IBM 2803 Tape Control Unit per processor

UNIT RECORD EQUIPMENT:

1 IBM 1052 Printer-Keyboard per processor

1 IBM 2821-5 Control Unit per processor

1 IBM 2540 Card Read Punch per processor

(1000 cpm/300 cpm)

2 IBM 1403-N1 Printer per processor (1100 cpm)

1 IBM 2701 Data Adapter Unit (a) 5100 cps (SDA-I)

1 IBM 2702 Transmission Control Unit (b) 5100 cps

DISPLAY AND RECORDING EQUIPMENT:

1 Xerox Copier (a)

1 IBM 2848 Display Control Unit (b)

8 IBM 2260 Display Stations (b)

(3) OTHER INDEPENDENT OR SPECIAL-PURPOSE COMPUTER FACILITIES AVAILABLE AT THIS INSTALLATION:

(4) SOFTWARE:

EMFT Release 13

EMFT Graphics

(5) INSTALLATION ENVIRONMENT REPORTS:

THIS PAGE
WAS THIS PAGE ALIY
WAS INTENTIONALLY
LEFT BLANK

COOPERATING INSTALLATION FACILITIES REPORT

Section V of V

BOEING HUNTSVILLE SIMULATION CENTER

BHSC

COMPUTER FACILITIES:

(1) MAIN PROCESSOR:

(2) ASSOCIATED EQUIPMENT:

SATELLITE OR OFF-LINE PROCESSORS:

- (a) IBM 360/20 reads and punches cards, makes listings, interprets cards
- (b) IBM 1131/2250-4 (satellite graphic system)
- (c) CDC 8090

MEMORY UNITS:

CORE:

16K bytes (b)

PERIPHERAL UNITS:

MAGNETIC TAPE UNITS:

IBM 2400 Series Magnetic Tape Unit, 7-track (c)

UNIT RECORD EQUIPMENT:

- IBM 2203 Printer (a)
- IBM 2540 Card Read Punch (a)
- IBM 1132 Printer (b)
- IBM 1052 Printer-Keyboard (c)
- CDC 519 Page Reader (c)
- IBM 2560 Multifunction Card Machine (a)

DISPLAY AND RECORDING EQUIPMENT:

IBM 2250 Display Unit (b)

INSTALLATION REPRESENTATIVE: James P. Wilson

MAILING ADDRESS: The Boeing Company
 Mail Stop JD - 14
 Huntsville, Alabama 35807

TELEPHONE: 205-895-0546 XN/A

DATE: April 1968

CCSA: 425-0546

**THIS PAGE
WAS INTENTIONALLY
LEFT BLANK**

COOPERATING INSTALLATION FACILITIES REPORT

Section I of II

BROOKHAVEN NATIONAL LABORATORY

BNL

COMPUTER FACILITIES:

(1) MAIN PROCESSOR:

2 IBM 7094, Model 1

(2) ASSOCIATED EQUIPMENT:

SATELLITE OR OFF-LINE PROCESSORS:

IBM 1401 Model C, 4K-character memory

INPUT/OUTPUT CHANNELS:

2 Channels

MEMORY UNITS:

CORE:

32K memory, each processor

PERIPHERAL UNITS:

MAGNETIC TAPE UNITS:

10 IBM 729 Model 6 Magnetic Tape Units, 7-track, 200,
556, or 800 bpi density, 120 in./sec speed, 90 KC
transmission rate.

UNIT RECORD EQUIPMENT:

1 On-Line Printer

1 Card Reader

Off-Line printing and card punching accomplished with
the IBM 1401.

DISPLAY AND RECORDING EQUIPMENT:

IBM 740 CRT Recorder and Display

(3) OTHER INDEPENDENT OR SPECIAL-PURPOSE COMPUTER
FACILITIES AVAILABLE AT THIS INSTALLATION:

(4) SOFTWARE:

BOS (FMS with IBSYS as subset)

(5) INSTALLATION ENVIRONMENT REPORTS:

THIS PAGE
WAS THIS PAGE
WAS INTENTIONALLY
LEFT BLANK

COOPERATING INSTALLATION FACILITIES REPORT

Section II of II

BROOKHAVEN NATIONAL LABORATORY

BNL

COMPUTER FACILITIES:

(1) MAIN PROCESSOR:

2 CDC 6600 Model 6614

(2) ASSOCIATED EQUIPMENT:

INPUT/OUTPUT CHANNELS:

12 Channels (standard for CDC 6600)

MEMORY UNITS:

CORE:

65K 60-bit words each processor

One million word Extended Core Storage, to be shared between both 6600 processors due July 1968. Access time is 3.2 microseconds for first word. Transmission rate of 11 ns/word.

DRUM AND DISK STORAGE:

2 CDC 6603 Disk Systems per processor

PERIPHERAL UNITS:

MAGNETIC TAPE UNITS:

12 CDC 607 Magnetic Tape Units, switchable between main processors to a maximum of 8 per machine, two channels access to each tape drive. These are 7-track drives having 200, 556 or 800 bpi density. Speed is 150 in./sec and transmission rates are 30, 83 1/3 and 120 KC.

UNIT RECORD EQUIPMENT:

System (a) has 2 CDC 405 Card Reader and (b) has 1 CDC 405 Card Reader; each system has 1 CDC 415 Card Punch and 2 CDC 501 Line Printers. Brookhaven Communications Network to be installed in the summer of 1968.

DISPLAY AND RECORDING EQUIPMENT:

No on-line equipment except 6612 Console Display. Off-line equipment is CALCOMP 835 Microfilm Recorder and Mechanical Plotter.

(3) OTHER INDEPENDENT OR SPECIAL-PURPOSE COMPUTER FACILITIES AVAILABLE AT THIS INSTALLATION:

CDC 924 with 16K memory of 24-bit words

(4) SOFTWARE:

SCOPE 2.0 with standard FORTRAN Compiler
Expect to be using SCOPE 3.1 (modified for ECS) by Summer 1968.

(5) INSTALLATION ENVIRONMENT REPORTS:

INSTALLATION REPRESENTATIVE: Arnold L. Aronson

MAILING ADDRESS: Brookhaven National Laboratory
Bldg. 197
Upton, New York 11973

TELEPHONE: 516-924-6262 X7494

DATE: February 19, 1968

FTS: 516-924-7494

COOPERATING INSTALLATION FACILITIES REPORT

BURNS AND ROE COMPUTER CENTER

BRCC

COMPUTER FACILITIES:

(1) MAIN PROCESSOR:

IBM 360/44

(2) ASSOCIATED EQUIPMENT:

INPUT/OUTPUT CHANNELS:

1 Multiplexor

MEMORY UNITS:

CORE:

64K bytes, 1 μ sec access time

DRUM AND DISK STORAGE:

IBM 2311 Disk Storage Drives Transmission rate
156,000 bytes/sec.

Total capacity 14,500,000 bytes.

PERIPHERAL UNITS:

UNIT RECORD EQUIPMENT:

IBM 2501 Card Reader - 600 cpm

IBM 2520 Card Punch - 300 cpm

IBM 1443 Printer - 240 lpm 120 print positions

IBM 1052 Printer-Keyboard

(3) OTHER INDEPENDENT OR SPECIAL-PURPOSE COMPUTER
FACILITIES AVAILABLE AT THIS INSTALLATION

(4) SOFTWARE:

FORTRAN IV - G level, PS Operating System - Version 3

(5) INSTALLATION ENVIRONMENT REPORTS:

INSTALLATION REPRESENTATIVE: Michael Zizza

MAILING ADDRESS: Burns and Roe, Inc.

320 Fulton Avenue

Hempstead, New York 11550

TELEPHONE: 516-483-8000 X226

DATE: February 19, 1968

**THIS PAGE
WAS INTENTIONALLY
LEFT BLANK**

COOPERATING INSTALLATION FACILITIES REPORT

CANADIAN GENERAL ELECTRIC COMPANY,
PETERBOROUGH, ONTARIO

PTBO

COMPUTER FACILITIES:

- (1) MAIN PROCESSOR:
GE 425
- (2) ASSOCIATED EQUIPMENT:
INPUT/OUTPUT CHANNELS:
8 Channels
MEMORY UNITS:
CORE:
32K, 24-bit words, 5.1 μ sec access time
PERIPHERAL UNITS:
MAGNETIC TAPE UNITS:
6 Magnetic Tape Units, 15,000 cps, 556 bpi
UNIT RECORD EQUIPMENT:
1 Card Reader 900 cpm
1 Card Punch 100 cpm
1 Printer 1200 lpm
1 Paper Tape Reader and Punch
1 Typewriter
- (3) OTHER INDEPENDENT OR SPECIAL-PURPOSE COMPUTER FACILITIES AVAILABLE AT THIS INSTALLATION:
Time Sharing Terminals to the GE 265 System in Toronto
- (4) SOFTWARE:
GE 425 FORTRAN IV, COBOL, Macro Assembly Program,
SORT, MERGE and REPORT GENERATOR
- (5) INSTALLATION ENVIRONMENT REPORTS:

INSTALLATION REPRESENTATIVE: Lewis G. Roberts

MAILING ADDRESS: Canadian General Electric
Computations, Nuclear Systems Section
Peterborough, Ontario
Canada

TELEPHONE: 705-742-7711 X2187

DATE: July 24, 1968

THIS PAGE
WAS THIS PAGE
WAS INTENTIONALLY
LEFT BLANK

COOPERATING INSTALLATION FACILITIES REPORT

Section I of II

CHALK RIVER NUCLEAR LABORATORIES

CRNL

COMPUTER FACILITIES:

(1) MAIN PROCESSOR:

CDC G20 (nee' Bendix)

With special equipment coupler to communicate with
CDC 3100 I/O channel

(2) ASSOCIATED EQUIPMENT:

SATELLITE OR OFF-LINE PROCESSORS:

CDC 3100 operates as associated support processor to G20

INPUT/OUTPUT CHANNELS:

4

MEMORY UNITS:

CORE:

G20: 32K 32-bit words; 6 μ sec access timeCDC 3100: 16K 24-bit words; 2 μ sec access time

DRUM AND DISK STORAGE:

CDC 3100: 1 CDC 861 Drum subsystem; 4 x 10⁶ characters, 17 millisecond average access time, 2 x 10⁶ characters per second maximum transfer rate

PERIPHERAL UNITS:

MAGNETIC TAPE UNITS:

G20: 3 MT-10 Magnetic Tape Units 120 KC; 1 in. tape; 10 channel; 1100 characters per inch.

CDC 3100: 4 CDC 604 Magnetic Tape Units 60 KC; 0.5 in. tape 7 channel; 800 bpi

UNIT RECORD EQUIPMENT:

G20: 1 IBM 088 Collator used as card reader, LP-12 Line Printer

CDC 3100: 1 CDC 405 Card Reader 1200 cpm (80 col.)
1 CDC 501 Line Printer 1000 lpm, 64 char. 136 col.

1 CDC 415 Card Punch 250 cpm (80 col.)

1 CDC 3694 Paper Tape Reader Punch

DISPLAY AND RECORDING EQUIPMENT:

2 CALCOMP 565 Plotters

1 DEC-338 and PDP-8 system can connect to the CDC 3100; system under development

(3) OTHER INDEPENDENT OR SPECIAL-PURPOSE COMPUTER FACILITIES AVAILABLE AT THIS INSTALLATION:

There are PDP, Honeywell, Pacific Data Systems, and Data Machines Inc. computers located at experiments at the three AECL sites: CRNL, WNRE, AND CPD.

(4) SOFTWARE:

CDC 3100 - COMPASS, 3100 SCOPE used only for COMPASS assembly, SIMPER, CRNL-written executive system for CDC 3100 used to operate the G20 - 3100 dual computer system.

G20 - SNAP, CDC assembly language used for systems programming, and, very rarely, for user programs. APEX IV CRNL-written ALGOL-like language compiler employed by almost all system users. The system does not have a FORTRAN compiler.

(5) INSTALLATION ENVIRONMENT REPORTS:

COOPERATING INSTALLATION FACILITIES REPORT

Section II of II

CHALK RIVER NUCLEAR LABORATORIES

CRNL

COMPUTER FACILITIES:

(1) MAIN PROCESSOR:

1 CDC 6600 Installation date January 1969.

(2) ASSOCIATED EQUIPMENT:

SATELLITE OR OFF-LINE PROCESSORS:

CDC 8090 communicates via voice-grade lines to central facility and to CDC Datacentre, Ottawa.

MEMORY UNITS:

CORE:

CDC 6600: 65K of 60-bit words

CDC 8090: 8K of 12-bit words

DRUM AND DISK STORAGE:

5 CDC 854 Disk Drives

PERIPHERAL UNITS:

MAGNETIC TAPE UNITS:

CDC 6600: 4 CDC 604 Magnetic Tape Units

CDC 8090: 1 CDC 604 Magnetic Tape Unit

UNIT RECORD EQUIPMENT:

CDC 6600 1 CDC 405 Card Reader

1 CDC 415 Card Punch

1 CDC 501 Line Printers

1 CDC 6612 Display Console and Typewriter

CDC 8090 1 CDC 405 Card Reader

1 CDC 501 Line Printers

(3) OTHER INDEPENDENT OR SPECIAL-PURPOSE COMPUTER FACILITIES AVAILABLE AT THIS INSTALLATION:

(4) SOFTWARE:

(5) INSTALLATION ENVIRONMENT REPORTS:

INSTALLATION REPRESENTATIVE: Gilbert J. Phillips

MAILING ADDRESS: Chalk River Nuclear Laboratories
 Applied Mathematics Branch
 Advanced Projects and Reactor Physics Division
 Chalk River, Ontario, Canada

TELEPHONE: 613-687-5581 X671

DATE: July 15, 1968

THIS PAGE
WAS INTENTIONALLY
LEFT BLANK

COOPERATING INSTALLATION FACILITIES REPORT

COMBUSTION ENGINEERING, INC., NUCLEAR DIVISION

CEND

COMPUTER FACILITIES:

- (1) MAIN PROCESSOR:
 - 2 IBM 360/65 (a) and (b)
 - 1 IBM 360/50 (c)
- (2) ASSOCIATED EQUIPMENT:
 - INPUT/OUTPUT CHANNELS:
 - 2 Selector Channels each IBM 360/65
 - 2 Selector and Multiplexor Channels IBM 360/50
 - MEMORY UNITS:
 - CORE:
 - 256K bytes of core each processor
 - DRUM AND DISK STORAGE:
 - 3 IBM 2314 Direct Access Storage Facility (See Fig. 1)
 - PERIPHERAL UNITS:
 - MAGNETIC TAPE UNITS:
 - 24 IBM 2400 Series Magnetic Tape Units
 - 4 7-track (See Fig. 1)
 - 20 9-track
 - UNIT RECORD EQUIPMENT:
 - 3 IBM 1403-N1 Printer
 - 2 IBM 2540 Card Read Punch
 - 4 IBM 2701 Data Adapter Units
 - 1 IBM 2702 Transmission Control Unit
- (3) OTHER INDEPENDENT OR SPECIAL-PURPOSE COMPUTER FACILITIES AVAILABLE AT THIS INSTALLATION:
- (4) SOFTWARE:
 - OS/360 FORTRAN Level H
- (5) INSTALLATION ENVIRONMENT REPORTS:

INSTALLATION REPRESENTATIVE: S. Pacino

MAILING ADDRESS: Combustion Engineering, Inc.
 Nuclear Division
 P.O. Box 500
 Windsor, Connecticut 06095

TELEPHONE: 203-688-1911 X543/2823

DATE: February 27, 1968

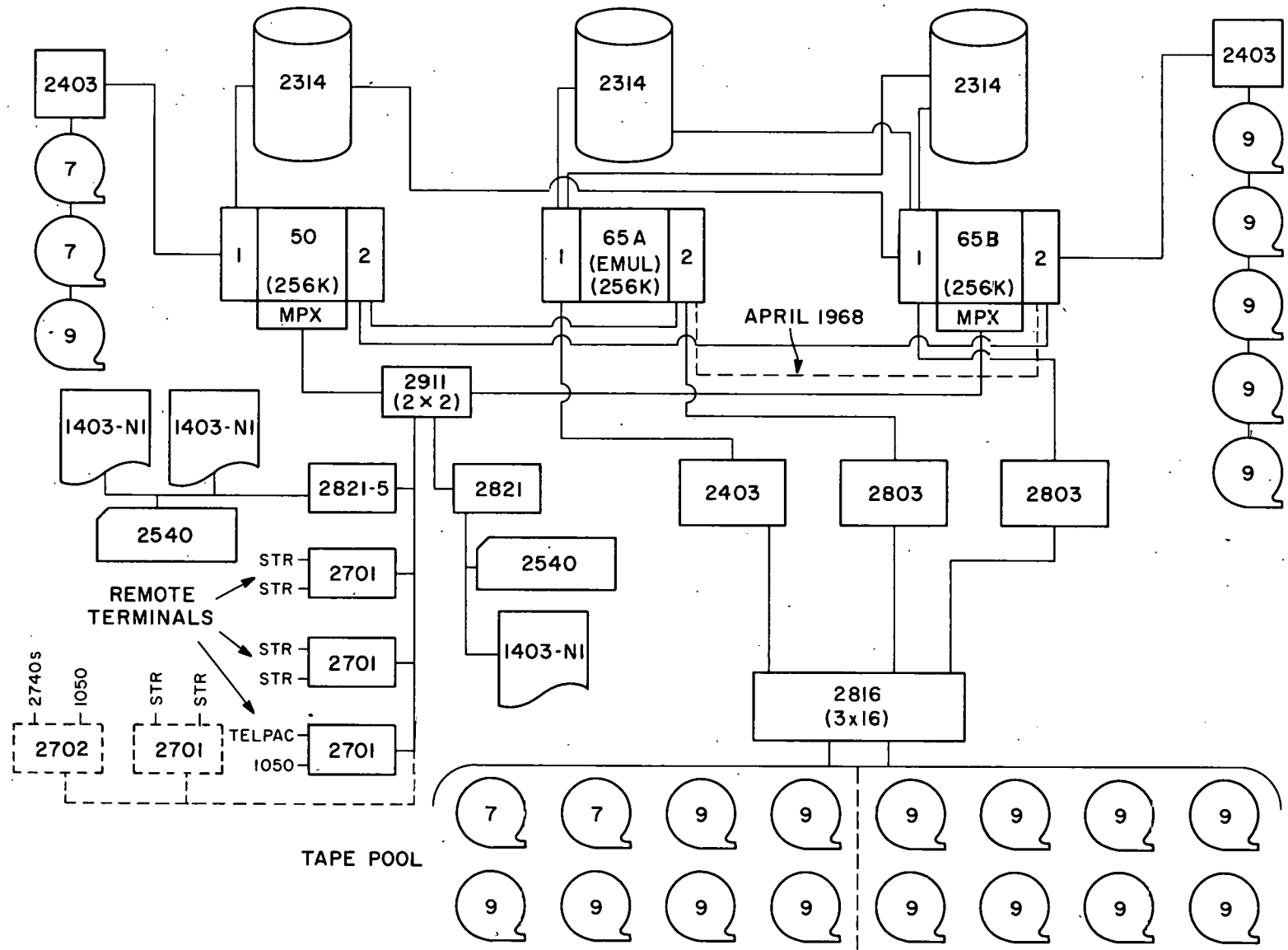


Fig. 1. Combustion Engineering Configuration

COOPERATING INSTALLATION FACILITIES REPORT

Section I of II

COMPUTER SCIENCES CORPORATION,
NORTHWEST OPERATION

CSCN

COMPUTER FACILITIES:

(1) MAIN PROCESSOR:

UNIVAC 1108

(2) ASSOCIATED EQUIPMENT:

SATELLITE OR OFF-LINE PROCESSORS:

1 GE 225 used for paper-to-magnetic tape conversions

INPUT/OUTPUT CHANNELS:

16 Channels

MEMORY UNITS:

CORE:

1 UNIVAC 7005-89 memory, 131,072 36-bit words,
750 ns cycle time. (effectively 375 nanosecond
with overlap)

DRUM AND DISK STORAGE:

5 UNIVAC FH 432 Magnetic Drums

262,144 words each or 1,310,720 words total

Average access time: 4.25 milliseconds

Transmission rate: 240,000 words per second

2 UNIVAC Fastrand II Magnetic Drums

22,000,000 words each or 44,000,000 words total

Average access time: 92 milliseconds

Transmission rate: 25,600 words per second

PERIPHERAL UNITS:

MAGNETIC TAPE UNITS:

8 Uniservo VIII-C Magnetic Tape Units

2 Channels 200, 556, or 800 bpi, 120 in. per sec

4,000, 11,120, or 16,000 words/sec

UNIT RECORD EQUIPMENT:

3 UNIVAC 1004 Subsystems, each with a Reader at
615 cpm and a Printer at 600 lpm. One of the
1004's has an attached Punch at 200 cpm.

1 Console Typewriter

2 high-speed data transmission channels with associated
equipment, 5,100 characters per second

5 regular data transmission channels with associated
equipment, 300 characters per second

(3) OTHER INDEPENDENT OR SPECIAL-PURPOSE COMPUTER FACILITIES AVAILABLE AT THIS INSTALLATION:

1 Benson-Lehner Model J, 30" x 30" table plotter

1 CALCOMP Model 763 Drum Plotter

(4) SOFTWARE:

EXEC II Operating System, with program maintenance on
tape or drum.

FORTRAN V

COBOL

(5) INSTALLATION ENVIRONMENT REPORTS:

COOPERATING INSTALLATION FACILITIES REPORT

Section II of II

COMPUTER SCIENCES CORPORATION,
NORTHWEST OPERATION

CSCN

COMPUTER FACILITIES:

(1) MAIN PROCESSOR:

IBM 7090

(2) ASSOCIATED EQUIPMENT:

SATELLITE OR OFF-LINE PROCESSORS:

1 GE 225 used for card-tape, tape-card, tape-print, and
paper-to-magnetic tape conversions. (Same as in Section I)

INPUT/OUTPUT CHANNELS:

2 Channels

MEMORY UNITS:

CORE:

1 32,768 36-bit word module 2.2 μ sec cycle time.

PERIPHERAL UNITS:

MAGNETIC TAPE UNITS:

16 IBM 729-6 Magnetic Tape Units

2 Channels, 200, 556, or 800 bpi; 112 in./sec

3840, 10,400, or 14,900 words/sec

UNIT RECORD EQUIPMENT:

1 IBM 711 Card Reader 250 cpm

1 IBM 716 Printer 150 lpm

(3) OTHER INDEPENDENT OR SPECIAL-PURPOSE COMPUTER FACILITIES AVAILABLE AT THIS INSTALLATION:

(Same as in Section I)

(4) SOFTWARE:

FORPAC is the main supervisory system and controls the
loading and usage of

(a) Fortran Monitor System (FORTRAN II)

(b) IBSYS Version 12 (FORTRAN IV)

(c) 9 PAC

IBSYS Version 13 is also available

(5) INSTALLATION ENVIRONMENT REPORTS:

INSTALLATION REPRESENTATIVE: E. Z. Block

MAILING ADDRESS: Computer Sciences Corporation
825 Jadwin Avenue
Fifth Floor, Federal Building
Richland, Washington 99352

TELEPHONE: 509-942-1111 X6-5152

FTS: 06-89-52

DATE: March 12, 1968

THIS PAGE
WAS INTENTIONALLY
LEFT BLANK

COOPERATING INSTALLATION FACILITIES REPORT

CONTROL DATA CORPORATION, PALO ALTO, CALIFORNIA

CDC

COMPUTER FACILITIES:

- (1) MAIN PROCESSOR:
 - 2 CDC 6400
- (2) ASSOCIATED EQUIPMENT:
 - SATELLITE OR OFF-LINE PROCESSORS:
 - CDC 1700, CDC 160-A
 - INPUT/OUTPUT CHANNELS:
 - 12 Channels (standard)
 - MEMORY UNITS:
 - CORE:
 - 65K 60-bit words
 - Extended Core Storage on each processor
 - DRUM AND DISK STORAGE:
 - CDC 6603 Disk System
 - CDC 6638 Disk System 160 million characters
 - PERIPHERAL UNITS:
 - MAGNETIC TAPE UNITS:
 - 12 CDC 607 Magnetic Tape Transport, 800 bpi, 120 KC
 - UNIT RECORD EQUIPMENT:
 - 1 CDC 405 Card Reader 1200 cpm
 - 1 CDC 415 Card Punch 250 cpm
 - 1 CDC 501 Line Printer 1000 lpm
 - DISPLAY AND RECORDING EQUIPMENT:
 - CDC 211 and CDC 212 Display and Entry Station
- (3) OTHER INDEPENDENT OR SPECIAL-PURPOSE COMPUTER.
 - FACILITIES AVAILABLE AT THIS INSTALLATION:
- (4) SOFTWARE:
 - FORTRAN, COBOL, ALGOL, SCOPE 3.1
- (5) INSTALLATION ENVIRONMENT REPORTS:

INSTALLATION REPRESENTATIVE: S. Elkin

MAILING ADDRESS: Control Data Corporation.
 3145 Porter Drive
 Palo Alto, California 94304

TELEPHONE: 415-321-8920 X571

DATE: February 15, 1968

THIS PAGE
WAS THIS PAGE ALLY
WAS INTENTIONALLY
LEFT BLANK

COOPERATING INSTALLATION FACILITIES REPORT

DONALD W. DOUGLAS LABORATORIES

DWDL

COMPUTER FACILITIES:

(1) MAIN PROCESSOR:

UNIVAC 1108

This installation uses the facilities of Computer Sciences Corporation Northwest Operations CSCN.

(2) ASSOCIATED EQUIPMENT:

SATELLITE OR OFF-LINE PROCESSORS:

UNIVAC 1104 System, including card reader, printer, card punch

DISPLAY AND RECORDING EQUIPMENT:

Benson-Lehner XY Plotter

(3) OTHER INDEPENDENT OR SPECIAL-PURPOSE COMPUTER FACILITIES AVAILABLE AT THIS INSTALLATION:

(4) SOFTWARE:

FORTRAN II, FORTRAN IV, FORTRAN V, SLEUTH II, COBOL

(5) INSTALLATION ENVIRONMENT REPORTS:

INSTALLATION REPRESENTATIVE: Robert B. Stallwood

MAILING ADDRESS: Donald W. Douglas Laboratories
2955 George Washington Way
Richland, Washington 99352

TELEPHONE: 509-946-4151 X297

DATE: March 11, 1968

THIS PAGE
WAS INTENTIONALLY
LEFT BLANK

COOPERATING INSTALLATION FACILITIES REPORT

DREXEL INSTITUTE OF TECHNOLOGY COMPUTING CENTER DTCC

COMPUTER FACILITIES:

(1) MAIN PROCESSOR:

1 IBM 360/65 I

(2) ASSOCIATED EQUIPMENT:

INPUT/OUTPUT CHANNELS:

1 IBM 2870 Multiplexor Channel

2 IBM 2860 Selector Channels

MEMORY UNITS:

CORE:

2 IBM 2365 Processor Storage each of 256K bytes,
750 nanoseconds access time with 2-way interleaving
of 450 nanoseconds.

DRUM AND DISK STORAGE:

1 IBM 2314 Direct Access Storage Facility with 8 drives
plus alternate gives 233 million bytes at 75 to 125 mil-
liseconds access time.

2 IBM 2311 Disk Storage Drive, 15 million bytes storage
at 150 to 250 milliseconds access time.

1 IBM 2301 Drum Storage with 4 million bytes storage
and 1024K/sec transmission rate.

PERIPHERAL UNITS:

MAGNETIC TAPE UNITS:

4 IBM 2400 Series Model 2 Magnetic Tape Units with
60 KC transmission rate, 200, 556, and 800 bpi, 2 of
these are 7-track and there is 1 Selector Channel for
all tapes.

2 IBM 2415 Magnetic Tape Units and Control with 15 KC
transmission rate, both are 9-track and the density is
800 bpi.

UNIT RECORD EQUIPMENT:

1 IBM 1052 Printer-Keyboard

3 IBM 2501 Card Reader (2 at 1000 cpm, 1 at 600 cpm)

3 IBM 1403 Printers (1100 lpm)

3 IBM 2520 Card Punch (300 cpm)

6 IBM 2741 Communication Terminal

DISPLAY AND RECORDING EQUIPMENT:

3 IBM 2260 Display Stations

1 CALCOMP Model 770/765 off-line digital plotter, 30 in.
drum, 9-track tape drive, graphic display 18,000 steps/
min. .01 in/step.

1 EAI (Electronic Associates Incorporated) off-line data
plotter alphanumeric and graphic display speed is governed
by IBM 026 key punch used as input device (card reader),
prints lines, points in 48 alphanumeric characters 100 - 1 in.
line segments/min or 60 - 5 in. line segments/min,
100 points/min.

(3) OTHER INDEPENDENT OR SPECIAL-PURPOSE COMPUTER FACILITIES AVAILABLE AT THIS INSTALLATION:

(4) SOFTWARE:

Compilers:	COBOL E & F	SNOBOL	PENFOR
	FORTRAN G & H	LIST	
	PL/I F	IPL/V	
	ASSEMBLER F	*1	
	GPSS III	CUPL	
	RPG	WATFOR	

Operating System: OS/360 with HASPI spooling system.

(5) INSTALLATION ENVIRONMENT REPORTS:

INSTALLATION REPRESENTATIVE: Dr. Harry L. Brown

MAILING ADDRESS: Drexel Institute of Technology
 Mechanical Engineering Department
 32nd and Chestnut Streets
 Philadelphia, Pennsylvania 19104

TELEPHONE: 215-387-2400 X622

DATE: July 31, 1968

COOPERATING INSTALLATION FACILITIES REPORT

E. I. DUPONT, SAVANNAH RIVER LABORATORY

DP

COMPUTER FACILITIES:

(1) MAIN PROCESSOR:

IBM 360/65 I (a)

(2) ASSOCIATED EQUIPMENT:

SATELLITE OR OFF-LINE PROCESSORS:

IBM 360/30 E (b)

IBM 1401 (c)

INPUT/OUTPUT CHANNELS:

IBM 360/65 has 2 Selector Channels and 1 Multiplexor Channel

IBM 360/30 has 1 Selector Channel and 1 Multiplexor Channel

MEMORY UNITS:

CORE:

IBM 360/65 I - 512K bytes

IBM 360/30 E - 32K bytes

DRUM AND DISK STORAGE:

IBM 2311 Disk Storage Drive

IBM 2314 Direct Access Storage Facility

PERIPHERAL UNITS:

MAGNETIC TAPE UNITS:

10 IBM 2400 Series Magnetic Tape Units, 9 9-track
800 bpi, 1 7-track 200, 556, or 800 bpi (a)5 IBM 2400 Series Magnetic Tape Units, 1 9-track
800 bpi, 4 7-track 200, 556, or 800 bpi (b)

1 IBM 729-IV Magnetic Tape Unit (c)

UNIT RECORD EQUIPMENT:

IBM 2540 Card Read Punch (reads 1000 cpm and
punches 300 cpm)

IBM 2501 Card Reader (500 cpm)

IBM 1403-N1 Printer (1100 lpm)

IBM 1403-2 Printer (600 lpm)

IBM 1050 Data Communication System (15 char/sec)

DISPLAY AND RECORDING EQUIPMENT:

IBM 2260 Display Station

(3) OTHER INDEPENDENT OR SPECIAL-PURPOSE COMPUTER FACILITIES AVAILABLE AT THIS INSTALLATION:

(4) SOFTWARE:

OS/360, BPS

(5) INSTALLATION ENVIRONMENT REPORTS:

INSTALLATION REPRESENTATIVE: Mrs. C. R. Tharin

MAILING ADDRESS: E. I. duPont deNemours
Savannah River Laboratory
Applied Math Division
Aiken, South Carolina 29801

TELEPHONE: 803-824-6331 X3063

FTS: 803-642-3063

DATE: July 16, 1968

COOPERATING INSTALLATION FACILITIES REPORT

EUROPEAN NUCLEAR ENERGY AGENCY,
COMPUTER PROGRAMME LIBRARY

ENEA

COMPUTER FACILITIES:

(1) MAIN PROCESSOR:

IBM 360/65 (a)

IBM 7090 (b)

(2) ASSOCIATED EQUIPMENT:

SATELLITE OR OFF-LINE PROCESSORS:

IBM 360/30 (a)

IBM 1401 (b)

INPUT/OUTPUT CHANNELS:

3 IBM 2860-3 Selector Channels (a)

2 IBM 7607 Data Channels (b)

MEMORY UNITS:

CORE:

512K bytes IBM 360/65

32K 36-bit word IBM 7090

DRUM AND DISK STORAGE:

IBM 2314 Direct Access Storage Facility

IBM 2301 Drum Storage Unit

PERIPHERAL UNITS:

MAGNETIC TAPE UNITS:

8 IBM 2402-3 Magnetic Tape Units 112.5 in./sec, 200,
556, or 800 bpi, two Selector Channels, 90,000 byte
per sec.

14 IBM 729 Magnetic Tape Units 112.5 in./sec, 200, or
556 bits per inch, two Selector Channels.

UNIT RECORD EQUIPMENT:

2 IBM 2540-1 Card Read Punch (reads 1000 cpm,
punches 300 cpm)

2 IBM 1403-N1 Printers (1100 lpm)

1 IBM 2822-2671 Paper Tape Reader (1000 char/sec)

1 IBM 1402 Card Read Punch (reads 800 cpm, punches
250 cpm)

1 IBM 1403 Printer (600 lpm)

DISPLAY AND RECORDING EQUIPMENT:

CALCOMP Plotter

(3) OTHER INDEPENDENT OR SPECIAL-PURPOSE COMPUTER FACILITIES AVAILABLE AT THIS INSTALLATION:

Teleprocessing equipment, IBM 7702 (off-line connection
Ispra-Geel)

(4) SOFTWARE:

IBM 360/65 System

FORTRAN IV G, FORTRAN IV H, Assembler F,
COBOL F, COBOL E

IBM 360 Operating System Version 14

IBM 7090 System

FORTRAN II Version 2, FORTRAN II Version 3,
FORTRAN IV, COBOL E, FORTRAN IV Version 13,
Assembler

(5) INSTALLATION ENVIRONMENT REPORTS:

INSTALLATION REPRESENTATIVE: Johnny Rosen

MAILING ADDRESS: ENEA Computer Programme Library
Casella Postale No. 15
21027 - Ispra (Varese) Italy

TELEPHONE: 78-271

DATE: September 1, 1968

COOPERATING INSTALLATION FACILITIES REPORT

FORT WORTH DIVISION OF GENERAL DYNAMICS

CF

COMPUTER FACILITIES:

(1) MAIN PROCESSOR:

2 IBM 360/65 with IBM 7090 compatibility feature; attached to 360 Model 50 through channel-to-channel adapter.

(2) ASSOCIATED EQUIPMENT:

SATELLITE OR OFF-LINE PROCESSORS:

IBM 360/50 driving the two Model 65's (Dual Main ASP System)

INPUT/OUTPUT CHANNELS:

3 Selector Channels on each Model 65

1 Multiplexor Channel and 3 Selector Channels on Model 50

MEMORY UNITS:

CORE:

512K bytes (each Model 65)

256K bytes (Model 50)

DRUM AND DISK STORAGE:

4 IBM 2314 Direct Access Storage Facility

PERIPHERAL UNITS:

MAGNETIC TAPE UNITS:

22 IBM 2400 Series Model 3 Magnetic Tape Units
(90,000 char/sec), 2 7-track (200, 556, 800 bpi),
20 9-track (800 bpi)

UNIT RECORD EQUIPMENT:

2 IBM 2540 Card Read Punch

3 IBM 1403 Printer

2 IBM 1012 Paper Tape Punch

1 IBM 2671 Paper Tape Reader

DISPLAY AND RECORDING EQUIPMENT:

1 SC 4020 Computer Recorder

(3) OTHER INDEPENDENT OR SPECIAL-PURPOSE COMPUTER FACILITIES AVAILABLE AT THIS INSTALLATION:

(4) SOFTWARE:

OS/360 Release 14

FORTTRAN IV - G and H Version 2

(5) INSTALLATION ENVIRONMENT REPORTS:

INSTALLATION REPRESENTATIVE: E. E. Jones

MAILING ADDRESS: General Dynamics

Box 748

Fort Worth, Texas 76101

TELEPHONE: 817-732-4811 X2626/3265

DATE: July 26, 1968

THIS PAGE
WAS INTENTIONALLY
LEFT BLANK

COOPERATING INSTALLATION FACILITIES REPORT

GENERAL ELECTRIC COMPANY, NUCLEAR ENERGY DIVISION NED

COMPUTER FACILITIES:

(1) MAIN PROCESSOR:

GE 635

(2) ASSOCIATED EQUIPMENT:

SATELLITE OR OFF-LINE PROCESSORS:

GE 115, DATANET 30

INPUT/OUTPUT CHANNELS:

MEMORY UNITS:

CORE:

128K, 6-character, 36-bit words 1 μ sec access

DRUM AND DISK STORAGE:

9 million characters - Drum - 17 ms latency - 300 KC transfer

47 million characters - Disc - 52 ms file latency - 83 KC transfer

PERIPHERAL UNITS:

MAGNETIC TAPE UNITS:

16 GE 770 Magnetic Tape Transports; 120 KC transfer;
200, 556, or 800 bpi density, 2 x 16 Controller,
7-channel tape

UNIT RECORD EQUIPMENT:

1 Card Reader (900 cpm)

1 Card Punch (100 cpm)

2 Line Printers (1200 lpm)

1 Console Typewriter (15 char/sec),

4 GE 115 Remote Terminals

18 Teletype Remote Terminals

1 DATANET 30 Communication Processor

1 Paper Tape Reader Punch - Philco

DISPLAY AND RECORDING EQUIPMENT:

12 in. drum and 30 in. drum free-standing CALCOMP plotters

Future plans for DATANET 760

(3) OTHER INDEPENDENT OR SPECIAL-PURPOSE COMPUTER FACILITIES AVAILABLE AT THIS INSTALLATION:

(4) SOFTWARE:

FORTRAN IV, COBOL, GMAP, GECOS Operating System,
and IDS

(5) INSTALLATION ENVIRONMENT REPORTS:

INSTALLATION REPRESENTATIVE: F. A. Wassem

MAILING ADDRESS: General Electric Company
Nuclear Energy Division
Computation & Data Processing
175 Curtner Ave. M/C 311
San Jose, California 95125

TELEPHONE: 408-297-3000 X2170

DATE: March 20, 1968

THIS PAGE
WAS INTENTIONALLY
LEFT BLANK

COOPERATING INSTALLATION FACILITIES REPORT

GENERAL ELECTRIC COMPANY,
NUCLEAR REACTOR TESTING STATION

NRTS

COMPUTER FACILITIES:

(I) MAIN PROCESSOR:

The computer facilities are those reported by Phillips Petroleum Company, PPCO. In addition, there is a shared-time telephone-teletype link to the GE 265 computer system in Chicago.

INSTALLATION REPRESENTATIVE: Farrel L. Sims

MAILING ADDRESS: General Electric Co. NMPO
Box 2147
Idaho Falls, Idaho 83401

TELEPHONE: 208-526-0111 X6224

FTS: 208-526-6224

DATE: August 1968.

THIS PAGE
WAS THIS PAGE
WAS INTENTIONALLY
LEFT BLANK

COOPERATING INSTALLATION FACILITIES REPORT

Section I of II

GENERAL ELECTRIC COMPANY, NUCLEAR SYSTEMS
PROGRAMS, CINCINNATI, OHIO

GEC

COMPUTER FACILITIES:

(1) MAIN PROCESSOR:

GE 635

(2) ASSOCIATED EQUIPMENT:

SATELLITE OR OFF-LINE PROCESSORS:

GE 115 Terminals for remote use

INPUT/OUTPUT CHANNELS:

12 Channels

MEMORY UNITS:

CORE:

128K, 36-bit words, 1 μ sec access time

DRUM AND DISK STORAGE:

4 Disc Files (1022 links of 3840 words each) on
2 I/O channels

1 Drum on its own channel

PERIPHERAL UNITS:

MAGNETIC TAPE UNITS:

16 115 in./sec tape drives on 3 cross/barred I/O channels

UNIT RECORD EQUIPMENT:

3 Printers.

2 Card Readers

1 Card Punch

} Each on separate I/O channel

DATANET 30 Communication Terminal

DISPLAY AND RECORDING EQUIPMENT:

30 in. drum free-standing CALCOMP plotter

(3) OTHER INDEPENDENT OR SPECIAL-PURPOSE COMPUTER
FACILITIES AVAILABLE AT THIS INSTALLATION:

(4) SOFTWARE:

FORTRAN IV, COBOL

GECOS II Operating System SDL-12 (7/18/68)

(5) INSTALLATION ENVIRONMENT REPORTS:

No installation report but see:

CPB-371, GE-625/635 System Manual

CPB-1006, GE-625/635 FORTRAN IV

CPB-1004, GE-625/635 Programming Reference Manual

THIS PAGE
WAS THIS PAGE ONLY
WAS INTENTIONALLY
LEFT BLANK

COOPERATING INSTALLATION FACILITIES REPORT

Section II of II

GENERAL ELECTRIC COMPANY, NUCLEAR SYSTEMS
PROGRAMS, CINCINNATI, OHIO

GEC

COMPUTER FACILITIES:

- (1) MAIN PROCESSOR:
IBM 7094-2
- (2) ASSOCIATED EQUIPMENT:
SATELLITE OR OFF-LINE PROCESSORS:
IBM 1401
INPUT/OUTPUT CHANNELS:
2 Channels
MEMORY UNITS:
CORE:
32K 36-bit words
PERIPHERAL UNITS:
MAGNETIC TAPE UNITS:
16 IBM 729 Series Magnetic Tape Units
UNIT RECORD EQUIPMENT:
Normal
DISPLAY AND RECORDING EQUIPMENT:
CALCOMP (see Section I)
- (3) OTHER INDEPENDENT OR SPECIAL-PURPOSE COMPUTER
FACILITIES AVAILABLE AT THIS INSTALLATION:
- (4) SOFTWARE:
FORTRAN II, FORTRAN IV, IBSYS
- (5) INSTALLATION ENVIRONMENT REPORTS:

INSTALLATION REPRESENTATIVE: Charles S. Robertson, Jr.

MAILING ADDRESS: General Electric Company
Nuclear Systems Programs
P.O. Box 15132
Cincinnati, Ohio 45215

TELEPHONE: 513-243-5401 X(Centrex)

FTS: Above is on FTS

DATE: July 18, 1968

THIS PAGE
WAS THIS PAGE
WAS INTENTIONALLY
LEFT BLANK

COOPERATING INSTALLATION FACILITIES REPORT

GEORGIA INSTITUTE OF TECHNOLOGY

GIT

COMPUTER FACILITIES:

(1) MAIN PROCESSOR:

UNIVAC 1108 (a)

BURROUGHS B5500 (b)

(2) ASSOCIATED EQUIPMENT:

INPUT/OUTPUT CHANNELS:

B5500 - 4 Channels (fully floating)

U1108 - 11 Channels (fixed)

MEMORY UNITS:

CORE:

32K, 48-bit words, 6 μ sec cycle time (b)128K, 36-bit words, 0.75 μ sec cycle (a)

DRUM AND DISK STORAGE:

B5500 - 3.6 million 48-bit word disk (17 ms average access time)

U1108 - 2.2 million 36-bit word drum (17 ms average access time)

U1108 - 44 million 36-bit word FASTRAN (170 ms average access time)

PERIPHERAL UNITS:

MAGNETIC TAPE UNITS:

B5500 - 10 Magnetic Tape Units, 200, 556 bpi

U1108 - 4 Magnetic Tape Units, 200, 556, or 800 bpi.

UNIT RECORD EQUIPMENT:

B5500 System

2 Card Readers 600 cpm

1 Card Punch 300 cpm

2 Line Printers 600 lpm

8 Teletypewriters

8 Channels for remote teletypewriters.

U1108 System

3 Card Readers 600 cpm

2 Card Punch 300 cpm

3 Line Printers 200 lpm

1 Line Printer 900 lpm

2 Channels for remote UNIVAC 1004 units

} 3 UNIVAC 1004 Units

DISPLAY AND RECORDING EQUIPMENT:

1 CALCOMP Plotter driven by magnetic tape

(3) OTHER INDEPENDENT OR SPECIAL-PURPOSE COMPUTER FACILITIES AVAILABLE AT THIS INSTALLATION:

(4) SOFTWARE:

ALGOL, FORTRAN, COBOL for both machines.

(5) INSTALLATION ENVIRONMENT REPORTS:

INSTALLATION REPRESENTATIVE: Dr. Joseph D. Clement

MAILING ADDRESS: Georgia Institute of Technology
School of Nuclear Engineering
Atlanta, Georgia 30332

TELEPHONE: 404-873-4211 X5280

DATE: July 15, 1968

COOPERATING INSTALLATION FACILITIES REPORT

GULF GENERAL ATOMIC, INCORPORATED

GGA

COMPUTER FACILITIES:

(1) MAIN PROCESSOR:

UNIVAC 1108

(2) ASSOCIATED EQUIPMENT:

SATELLITE OR OFF-LINE PROCESSORS:

2 UNIVAC 1004 IIA Card Processors

Includes 2 600 lpm Printers (132 Print positions)

2 615 cpm 80 col. Card Readers

2 200 cpm 80 col. Card Punch

1 400 char/sec 5, 6, 7 or 8 Level Paper Tape
ReaderUsed as parasite controlled on-line equipment to 1108 and
off-line for card listing and card reproducing.1 UNIVAC 1004 IIC Card Processor with DLT 1-B option
for use as remote terminal with broad-band telephone
(301B), has 600 lpm printer and 615 cpm card reader.

INPUT/OUTPUT CHANNELS:

Channel 0 4 FH432 Drums

Channel 1 4 FH880 Drums

Channel 2 8 VIIC Tape Drives

Channel 8 1 755 Printer

Channel 9 1 755 Printer

Channel 10 1 1004IIA Card Processor

Channel 11 1 1004IIA Card Processor

Channel 12 1 Communication Terminal Synchronous (CTS)
connected to broad-band telephone (301B)

Channel 14 1 CTS Connected to voice-grade telephone (201A)

MEMORY UNITS:

CORE:

1 UNIVAC 7005-94 65,536 36-bit words 750 ns. cycle
time, 375 ns. effective cycle with overlap

DRUM AND DISK STORAGE:

4 UNIVAC FH432 Drums 1,048,576 36-bit words total.

Average access time: 4.25 ms, transfer rate:
240,000 words (1,440,000 characters)/sec.

4 UNIVAC FH880 Drums 3,145,728 36-bit words total.

Average access time: 17 ms, transfer rate:
60,000 words (360,000 characters)/sec.

PERIPHERAL UNITS:

MAGNETIC TAPE UNITS:

8 UNIVAC VIIC Magnetic Tape Transports 7-track with
hardware translate BCD-FIELDDATA compatible with
IBM 729. 200, 556, or 800 bpi density with 2400, 66,720,
and 96,000 char/sec transfer rate, read forward and
backward, 1 channel

UNIT RECORD EQUIPMENT:

- 2 UNIVAC 755-00 Printers: 132 Print positions 700 lpm
A/N, 900 lpm Numeric
 - 2 UNIVAC 1004-IIA Card Processors as described under
Satellite or Off-Line Processors
 - 1 Console Typewriter
 - 1 UNIVAC FO615-00 CTS with FO616-00 Broad Band
Interface for permanent remote 1004-IIC installation
 - 1 UNIVAC FO615-00 CTS Dial-Up for use with remote
1004 operations
 - 1 UNIVAC 1004-IIC described under Satellite or Off-
Line Processors
- (3) OTHER INDEPENDENT OR SPECIAL-PURPOSE COMPUTER
FACILITIES AVAILABLE AT THIS INSTALLATION:
- (4) SOFTWARE:
UNIVAC FORTRAN IV Version F4014B, COBOL, operating
system is a heavily-modified GGA version of UNIVAC
EXEC-II.

INSTALLATION REPRESENTATIVE: Joseph E. Gratteau

MAILING ADDRESS: Gulf General Atomic, Incorporated
P.O. Box 608
San Diego, California 92112

TELEPHONE: 714-453-1000 X1171

COOPERATING INSTALLATION FACILITIES REPORT

IBM JAPAN LTD., SCIENTIFIC DATACENTER

SDC

COMPUTER FACILITIES:

- (1) MAIN PROCESSOR:
 - IBM 360/75I (a)
 - IBM 7090 (b) This computer will be disconnected about the end of this year.
- (2) ASSOCIATED EQUIPMENT:
 - SATELLITE OR OFF-LINE PROCESSORS:
 - IBM 360/20
 - INPUT/OUTPUT CHANNELS:
 - IBM 2860-3 Selector Channel (a)
 - IBM 2870-1 Multiplexor Channel (a)
 - MEMORY UNITS:
 - CORE:
 - 2 IBM 2365-3 Processor Storage of 512K bytes and 0.75 μ sec/8 bytes (a)
 - 32K 36-bit words (b)
 - DRUM AND DISK STORAGE:
 - 2 IBM 2301 Drum Storage with 4,096K bytes, 8.6 ms access time, and 1.2 million bps transmission rate
 - 2 IBM 2311 Disk Storage Drive with 7,250K bytes, 75 ms access time and 156K bps transmission rate
 - 1 IBM 2314 Direct Access Storage Facility with 29,175K bytes, 75 ms and 312K bps transmission rate
 - PERIPHERAL UNITS:
 - MAGNETIC TAPE UNITS:
 - 3 IBM 2401 Magnetic Tape Units with 800 bpi, 90,000 bps, 2 9-track units and 1 7-track unit
 - UNIT RECORD EQUIPMENT:
 - IBM 2501-B2 Card Reader 1000 cpm
 - IBM 2540-1 Card Read Punch reads at 1000 cpm, punches 300 cpm
 - 3 IBM 1403-N1 Printer 1100 lpm
 - IBM 1052-7 Printer-Keybaord
- (3) OTHER INDEPENDENT OR SPECIAL-PURPOSE COMPUTER FACILITIES AVAILABLE AT THIS INSTALLATION:
- (4) SOFTWARE:
 - HASP under OS Release 13 MFT-1, OS Release 13 PCP, Assembler F, COBOL, FORTRAN E, G, H, LINKAGE EDITOR E44K, PL/I, RPG, Utilities, Other Libraries, Macro Library, Sort/Merge, TESTRAN

(5) INSTALLATION ENVIRONMENT REPORTS:

INSTALLATION REPRESENTATIVE: Yoshiro Tanamachi

MAILING ADDRESS: IBM Japan Ltd.
No. 5, 3-chome, Honcho, Nihonbashi
Chuo-ku, Tokyo
Japan

DATE: March 15, 1968

COOPERATING INSTALLATION FACILITIES REPORT

ISOTOPES NUCLEAR SYSTEMS DIVISION

ISO

COMPUTER FACILITIES:

(1) MAIN PROCESSOR:

IBM 360/44 direct word feature, external interrupt

(2) ASSOCIATED EQUIPMENT:

INPUT/OUTPUT CHANNELS:

Multiplexor Channel

MEMORY UNITS:

CORE:

128K 32-bit words

DRUM AND DISK STORAGE:

2 IBM 2311 Disk Storage Drives

2 IBM 2315 Disk Cartridges

PERIPHERAL UNITS:

UNIT RECORD EQUIPMENT:

1 IBM 2501 Card Reader 1000 cpm

1 IBM 1403 Printer 1100 lpm

1 IBM 1052 Printer-Keyboard 14.8 cps

(3) OTHER INDEPENDENT OR SPECIAL-PURPOSE COMPUTER FACILITIES AVAILABLE AT THIS INSTALLATION:

Direct line from A-to-D converter for direct entry of analog test data into digital computer

(4) SOFTWARE:

FORTRAN IV, Assembler, Digital Simulation Language,
44 PS Release 3 Operating System.

INSTALLATION REPRESENTATIVE: Thomas M. Olsen

MAILING ADDRESS: Isotopes, A Teledyne Company
Nuclear Systems Division
P.O. Box 4937
Middle River, Maryland 21220

TELEPHONE: 301-682-5800 X9103/9130

DATE: July 30, 1968

THIS PAGE
WAS INTENTIONALLY
LEFT BLANK

COOPERATING INSTALLATION FACILITIES REPORT

JET PROPULSION LABORATORY,
CALIFORNIA INSTITUTE OF TECHNOLOGY

JPL

COMPUTER FACILITIES:

(1) MAIN PROCESSOR:

IBM 7094/7044 Direct Couple System

(2) ASSOCIATED EQUIPMENT:

SATELLITE OR OFF-LINE PROCESSORS:

IBM 360/Model 20 for remote job entry

INPUT/OUTPUT CHANNELS:

5 Channels

MEMORY UNITS:

CORE:

32K 36-bit words

DRUM AND DISK STORAGE:

3 IBM 1301 Disk Storage Units

PERIPHERAL UNITS:

MAGNETIC TAPE UNITS:

12 IBM 729-VI Magnetic Tape Units, 200, 556, and 800 bpi,
15 KC, 62.5 KC, and 90 KC, 2 Channels

UNIT RECORD EQUIPMENT:

1 IBM 1402 Card Read Punch reads 800 cpm, punches
250 cpm

3 IBM 1403-2 Printers 600 lpm

2 IBM 1014 Remote Inquiry Unit

1 IBM 7288 Data Transmission Equipment

DISPLAY AND RECORDING EQUIPMENT:

1 Stromberg Carlson SC 1420 Plotter, Microfilm and F80
Hard Copy(3) OTHER INDEPENDENT OR SPECIAL-PURPOSE COMPUTER
FACILITIES AVAILABLE AT THIS INSTALLATION:

4 IBM 1620 Computers with 40K memories

(4) SOFTWARE:

IBSYS Version 13, FORTRAN IV, COBOL, MAP

(5) INSTALLATION ENVIRONMENT REPORTS:

JPL Internal Reports:

EDP-0476, Rev. 2, January 1968

The JPL Direct-Couple Operating System

Users Reference Guide

INSTALLATION REPRESENTATIVE: Henrik G. Gronroos

MAILING ADDRESS: Jet Propulsion Laboratory
Research and Advanced Concepts Section, 122-103
4800 Oak Grove Drive
Pasadena, California 91103

TELEPHONE: 213-354-3479 XDirect Line

DATE: June 25, 1968

THIS PAGE
WAS INTENTIONALLY
LEFT BLANK

COOPERATING INSTALLATION FACILITIES REPORT

KANSAS STATE UNIVERSITY

KSUN

COMPUTER FACILITIES:

(1) MAIN PROCESSOR:

IBM 360/50 G

(2) ASSOCIATED EQUIPMENT:

INPUT/OUTPUT CHANNELS:

1 Multiplexor Channel

2 Selector Channels

MEMORY UNITS:

CORE:

131bK IBM 2050-G 2 μ sec access time

1,048bK IBM 2361 Large Capacity Storage (LCS)

8 μ sec access time 4-byte words

DRUM AND DISK STORAGE:

IBM 2314 Direct Access Storage Facility

PERIPHERAL UNITS:

MAGNETIC TAPE UNITS:

1 IBM 2400 Series Model 2 Magnetic Tape Unit, 7-track

4 IBM 2400 Series Magnetic Tape Unit 60 bK bytes/sec
transmission rate; connected to one Selector Channel

UNIT RECORD EQUIPMENT:

1 IBM 2540 Card Read Punch 1000 cpm read, 300 cpm
punch

1 IBM 1403-2 Printer 600 lpm .

2 IBM 1050 Data Communication System with Card
Readers 14.8 char/sec.(3) OTHER INDEPENDENT OR SPECIAL-PURPOSE COMPUTER
FACILITIES AVAILABLE AT THIS INSTALLATION:

1 IBM 1620 60K storage

(4) SOFTWARE:

COBOL, PL/I, ASSEMBLER, ALGOL, RPG, SORT/MERGE

(5) INSTALLATION ENVIRONMENT REPORTS:

INSTALLATION REPRESENTATIVE: W. R. Kimel, Professor and Head

MAILING ADDRESS: Kansas State University
Department of Nuclear Engineering
Seaton Hall
Manhattan, Kansas 66502

TELEPHONE: 913-532-6521

DATE: February 14, 1968

THIS PAGE
WAS THIS PAGE ALLY
WAS INTENTIONALLY
LEFT BLANK

COOPERATING INSTALLATION FACILITIES REPORT

KNOLLS ATOMIC POWER LABORATORY

KAPL

COMPUTER FACILITIES:

- (1) MAIN PROCESSOR:
 - 2 CDC 6600
- (2) ASSOCIATED EQUIPMENT:
 - SATELLITE OR OFF-LINE PROCESSORS:
 - UNIVAC 1005
 - INPUT/OUTPUT CHANNELS:
 - 12 Channels
 - MEMORY UNITS:
 - CORE:
 - 65K 60-bit words, 5 μ sec each processor
 - 1000K Extended Core Storage 60-bit words 10 wd/ μ sec, shared
 - DRUM AND DISK STORAGE:
 - 4 CDC 808 Disk File 16 x 10⁶ words each, shared
 - DATA CELL, RACE, OR OTHER MASS STORAGE:
 - 2 IBM 2321 Data Cell Drives, shared
 - PERIPHERAL UNITS:
 - MAGNETIC TAPE UNITS:
 - 8 CDC 607 Magnetic Tape Transports, 800 bpi on dual channel, 120 KC shared
 - UNIT RECORD EQUIPMENT:
 - 4 Line Printers 1000 ℓ pm
 - 3 Card Readers 1200 cpm
 - 2 Card Punches 250 cpm
 - DISPLAY AND RECORDING EQUIPMENT:
 - CDC 280 Console Display with light pen
 - CDC 280 Microfilm Recording System
 - CALCOMP Plotter
- (3) OTHER INDEPENDENT OR SPECIAL-PURPOSE COMPUTER FACILITIES AVAILABLE AT THIS INSTALLATION:
 - Four conversational teletypes to offsite GE-265 system
- (4) SOFTWARE:
 - SCOPE 3.1, KAPL File Manager Datapool, FORTRAN-IV
- (5) INSTALLATION ENVIRONMENT REPORTS:
 - KAPL Computer Center Handbook

INSTALLATION REPRESENTATIVE: Mr. Marvin Lubert

MAILING ADDRESS: General Electric Company
 Knolls Atomic Power Laboratory
 Bldg. G-1 Room 101
 P.O. Box 1072
 Schenectady, New York 12301

TELEPHONE: 518-393-6611 X7307

FTS: 268954

DATE: February 29, 1968

THIS PAGE
WAS THIS PAGE ALLY
WAS INTENTIONALLY
LEFT BLANK

COOPERATING INSTALLATION FACILITIES REPORT

LAWRENCE RADIATION LABORATORY,
UNIVERSITY OF CALIFORNIA

LRL

COMPUTER FACILITIES:

(1) MAIN PROCESSOR:

4 CDC 6600 (G,L,M,N)*
CDC 3600 (E)
IBM 7030 (C)
2 IBM 7094 (A,B)
RR LARC (D)

(2) ASSOCIATED EQUIPMENT:

SATELLITE OR OFF-LINE PROCESSORS:

2 IBM 1401 one 8K memory, 4 tape units, one 4K memory,
2 tape units
(P) 2 DEC PDP 6 with a combined 256K memory size 36-bit
word length
CDC 160A with an 8K 12-bit memory

INPUT/OUTPUT CHANNELS:

(G,L,M,N) 12 Channels each

MEMORY UNITS:

CORE:

(G,L,M,N) 128K 60-bit word
(E) 64K 48-bit word
(D) 30K 12 dec digit word length
(C) 96K 64-bit word length
(A,B) 32K 36-bit word length

DRUM AND DISK STORAGE:

(G,L,M,N) Disk Storage
(C) Disk Storage
(D) Drum Storage

Librascope Disk: Made by General Precision with a
total storage capacity of 8.8×10^8 bits,
contains two rotating disks. This
device is attached on-line to the
(P) PDP-6 computers.

DATA CELL, RACE, OR OTHER MASS STORAGE:

IBM Model 2321 Data Cell Drive with a total storage
capacity of 3.2×10^9 bits. This device is attached
on-line to the (P) PDP 6 computers.

IBM Photostore with a total storage capacity of 10^{12} bits.
Formally named "Photo-Digital Storage System,
Type 1360," this system which stores digital informa-
tion on pieces of film, is attached on-line to the
(P) PDP 6 computers.

*Indicates Lawrence Radiation Laboratory's symbol designation.

PERIPHERAL UNITS:

MAGNETIC TAPE UNITS:

(G) 12 tape units; (L,M) 11 tape units each; (N) 8 tape units; (E) 16 tape units; (C) 11 tape units; (A,B) 15 tape units each; (D) 6 tape units

UNIT RECORD EQUIPMENT:

Radiation Printer: An electrosensitive line printer made by Radiation Inc. It prints 30,000 lines per minute (120 char/line) Xerox Copy-Flow: The Xerox copy machine enlarges frames from 35 mm film 13 times and copies the image onto 11" squarc paper. The machine copies 70 frames/min.

Developing Machines: Exposed 35mm film is developed periodically in two Houston Fearless Corporation developing machines (models "22C" and Labmaster) Maximum speed is 20 ft/min.

DISPLAY AND RECORDING EQUIPMENT:

1 - DEC PDP 1 with 4K memory size, 18-bit word length, tape units, paper tape, and CRT I/O.

DD-80 Recorders: Made by Data Display Inc., these are 5" CRT and 35 mm movie camera units which photograph computer output. Maximum speed is 32 frames/sec. There are two of these devices; one (DD80-A) is attached on-line to the (A) IBM 7090 and CDC 160A, the other (DD80-C) is attached on-line to the (L) CDC 6600.

CALCOMP Plotters: Three CALCOMP ink plotters are available for use; two are model 565 (10") and one is model 563 (30"). Two of the plotters (one 10" and the other 30") may be controlled by an attached tape drive. All three may be controlled by the PDP-1 computer.

(D) CRT output

(3) OTHER INDEPENDENT OR SPECIAL-PURPOSE COMPUTER FACILITIES AVAILABLE AT THIS INSTALLATION:

SDS SIGMA 7 32K 32-bit word memory, disk storage

SDS SIGMA 2 8K 16-bit word memory

There are two tape units which are shared.

(4) SOFTWARE:

LRLTRAN (CIC-Manual L-001) which contains most desirable features of FORTRAN II, FORTRAN IV, and FORTRAN 63.

(5) INSTALLATION ENVIRONMENT REPORTS:

CIC Miscellaneous Publications 21; on file at ACC.

INSTALLATION REPRESENTATIVE: Viktor E. Hampel L-316

MAILING ADDRESS: Lawrence Radiation Laboratory
University of California
Livermore, California 94550

TELEPHONE: 415-447-1100 X8696

DATE: July 12, 1968

COOPERATING INSTALLATION FACILITIES REPORT

LOCKHEED MISSILES & SPACE COMPANY

LMSC

COMPUTER FACILITIES:

(1) MAIN PROCESSOR:

- 3 UNIVAC 1108 (a) System 92*
- (b) System 93
- (c) System 91

(2) ASSOCIATED EQUIPMENT:

SATELLITE OR OFF-LINE PROCESSORS:

- 10 UNIVAC 1004 Processors
 - University Computing Co. "COPE" Remote Terminal
(700-900 cpm)
 - IBM 360/30

INPUT/OUTPUT CHANNELS:

- 16 Channels each processor

MEMORY UNITS:

CORE:

- 65K 36-bit words, 0.75 μ sec cycle time (overlapped),
each processor

DRUM AND DISK STORAGE:

- 9 UNIVAC FH432 Drums 262K words each, 1440 KC
transfer rate on each processor
- 2 UNIVAC Fastrand II Drums shared by processor (a)
and (b) 22×10^6 words each

PERIPHERAL UNITS:

MAGNETIC TAPE UNITS:

- 8 UNISERVOS VIII-C 200, 556, or 800 bpi density 96 KC
transfer rate on two processors (a,b)
- 8 UNISERVOS IV-C 200, 556, or 800 bpi density 90 KC
transfer rate on one processor (c)

UNIT RECORD EQUIPMENT:

Of the 10 UNIVAC 1004 Processors

- 5 are assigned (a) 2 local with 600 lpm Printer,
615 cpm Reader, 200 cpm Punch; 3 remote
with lower speed Printer, Reader, 200 cpm
Punch
- 2 are assigned (b) with 600 lpm Printer, 615 cpm
Reader, 200 cpm Punch
- 3 are assigned (c) with 600 lpm Printer, 615 cpm
Reader, 200 cpm Punch
- In addition processors (a) and (b) each have two on-
line 1108 Line Printers. (See Figs. 2 and 3)
- Paper Tape Reader/Punch attached to IBM 360/30

*Indicates Lockheed designation symbol.

DISPLAY AND RECORDING EQUIPMENT:

SC 4020 Plotter

- (3) OTHER INDEPENDENT OR SPECIAL-PURPOSE COMPUTER FACILITIES AVAILABLE AT THIS INSTALLATION:

Many digital and analog systems, including hybrid systems.

- (4) SOFTWARE:

FORTRAN IV, FORTRAN V, SLEUTH (Assembly language), NELIAC, COBOL

- (5) INSTALLATION ENVIRONMENT REPORTS:

"1108 Digital Computer Systems Manual," LMSC-68147

INSTALLATION REPRESENTATIVE: M. I. Temme

MAILING ADDRESS: Lockheed Palo Alto Research Laboratory
 Department 52/10, Bldg. 205
 3251 Hanover Street
 Palo Alto, California 94304

TELEPHONE: 415-324-3311 X4-5482

DATE: July 20, 1968

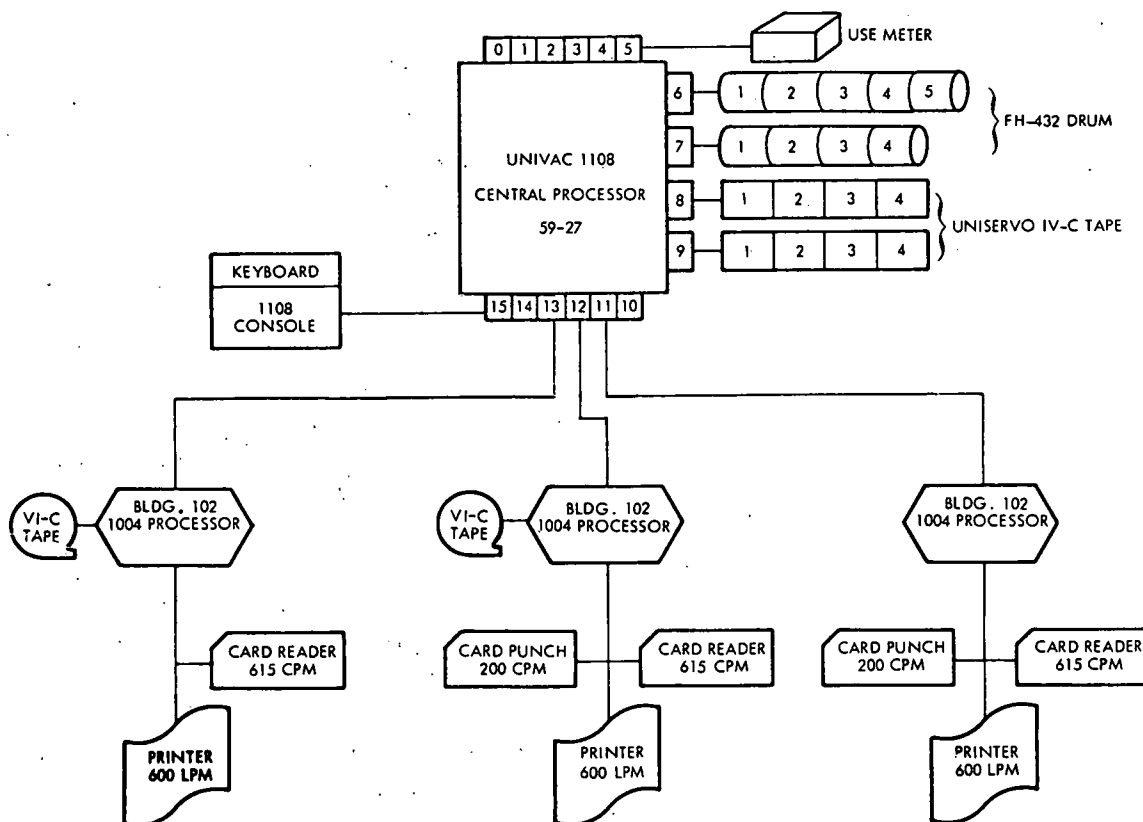


Fig. 2. Schematic Diagram of the UNIVAC 1108, System 91

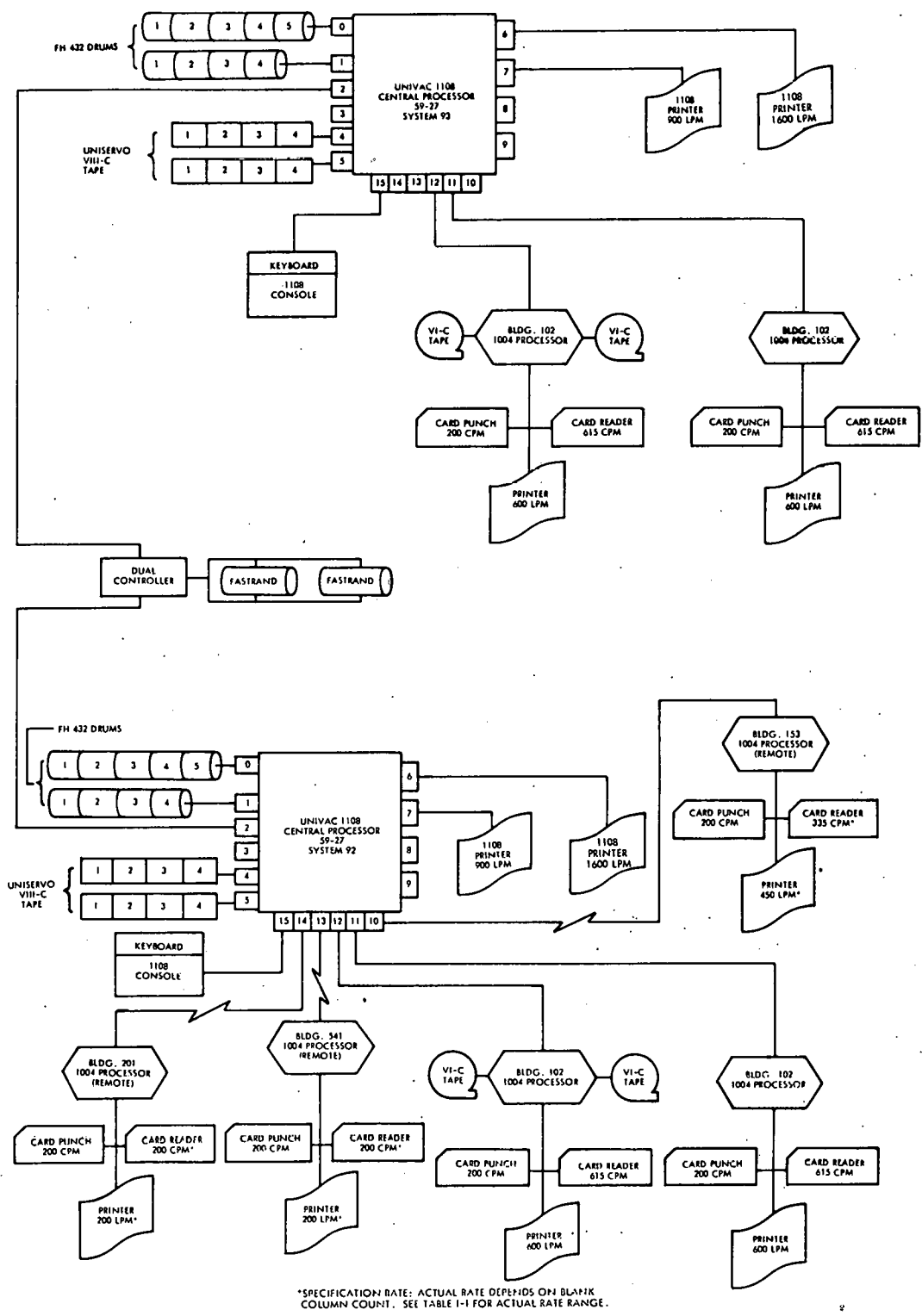


Fig. 3. Schematic Diagram of the UNIVAC 1108 Systems 92 and 93

THIS PAGE
WAS THIS PAGE
WAS INTENTIONALLY
LEFT BLANK

COOPERATING INSTALLATION FACILITIES REPORT

Section I of III

LOS ALAMOS SCIENTIFIC LABORATORY

LASL

COMPUTER FACILITIES:

(1) MAIN PROCESSOR:

IBM 7030

(2) ASSOCIATED EQUIPMENT:

INPUT/OUTPUT CHANNELS:

8 Basic exchange Channels

2 HX Channels

MEMORY UNITS:

CORE:

98,304 64-bit words

DRUM AND DISK STORAGE:

2 IBM 353 Disks 2,097,152 words each.

PERIPHERAL UNITS:

MAGNETIC TAPE UNITS:

12 IBM 729-4 tapes divided between 3 channels,
200 and 556 bpi density.

UNIT RECORD EQUIPMENT:

1 IBM 1403-3 Printer 1100 lpm

1 IBM 7553 Card Punch 250 cpm

1 IBM 7503 Card Reader 1000 cpm

1 IBM 7152 Console

DISPLAY AND RECORDING EQUIPMENT:

SC-4020 Plotter

(3) OTHER INDEPENDENT OR SPECIAL-PURPOSE COMPUTER
FACILITIES AVAILABLE AT THIS INSTALLATION:

2 IBM 1401, 1 GE 225

(4) SOFTWARE:

MCP

(5) INSTALLATION ENVIRONMENT REPORTS:

THIS PAGE
WAS THIS PAGE
WAS INTENTIONALLY
LEFT BLANK

COOPERATING INSTALLATION FACILITIES REPORT

Section II of III

LOS ALAMOS SCIENTIFIC LABORATORY

LASL

COMPUTER FACILITIES:

- (1) MAIN PROCESSOR:
 - 2 IBM 7094
- (2) ASSOCIATED EQUIPMENT:
 - INPUT/OUTPUT CHANNELS:
 - 3 Channels
 - MEMORY UNITS:
 - CORE:
 - 32, 768 36-bit words
 - DRUM AND DISK STORAGE:
 - IBM 1301 Disk Storage 8,736,420 words
 - IBM 7320 Drum Storage 372,000 words
 - PERIPHERAL UNITS:
 - MAGNETIC TAPE UNITS:
 - 11 IBM 729-4 Magnetic Tape Units, 6 on Channel B
and 5 on Channel A 200 and 556 bpi density
 - UNIT RECORD EQUIPMENT:
 - IBM 716 Printer 150 lpm
 - IBM 711 Card Reader 250 cpm
 - IBM 721 Card Punch 100 cpm
 - DISPLAY AND RECORDING EQUIPMENT:
 - SC-4020 Plotter (As shown in Section I)
- (3) OTHER INDEPENDENT OR SPECIAL-PURPOSE COMPUTER FACILITIES AVAILABLE AT THIS INSTALLATION:
 - 2 IBM 1401 } (As shown in Section I)
 - 1 GE 225 }
- (4) SOFTWARE:
 - IBSYS Version 13
- (5) INSTALLATION ENVIRONMENT REPORTS:

THIS PAGE
WAS INTENTIONALLY
LEFT BLANK

COOPERATING INSTALLATION FACILITIES REPORT

Section III of III

LOS ALAMOS SCIENTIFIC LABORATORY

LASL

COMPUTER FACILITIES:

- (1) MAIN PROCESSOR:
3 CDC 6600
- (2) ASSOCIATED EQUIPMENT:
SATELLITE OR OFF-LINE PROCESSORS:
10 Peripheral Processors for each processor
INPUT/OUTPUT CHANNELS:
12 Channels (standard) for each processor
MEMORY UNITS:
CORE:
65K 60-bit words each processor
500K Extended Core Storage, shared
DRUM AND DISK STORAGE:
3 CDC 6638 Disk System 6,553,600 words each
PERIPHERAL UNITS:
MAGNETIC TAPE UNITS:
22 CDC 607 Magnetic Tape Units with 200, 556,
and 800 bpi
UNIT RECORD EQUIPMENT:
2 CDC 501 Line Printer 1000 lpm }
1 CDC 405 Card Reader 1200 cpm } for each processor
1 CDC 415 Card Punch 250 cpm }
1 CDC 3691 Paper Tape Reader and Punch attached to
processor (b)
- DISPLAY AND RECORDING EQUIPMENT:
SC-4020 Plotter (As shown in Section I)
CDC 280 Recorder attached to processor (a)
- (3) OTHER INDEPENDENT OR SPECIAL-PURPOSE COMPUTER
FACILITIES AVAILABLE AT THIS INSTALLATION:
2 IBM 1401 } (As shown in Section I)
1 GE 225 }
- (4) SOFTWARE:
SCOPE 3.0.24
- (5) INSTALLATION ENVIRONMENT REPORTS:

INSTALLATION REPRESENTATIVE: Forrest Brinkley

MAILING ADDRESS: Los Alamos Scientific Laboratory
P.O. Box 1663
Los Alamos, New Mexico 87544

TELEPHONE: 505-667-5422

FTS: 505-667-5422

DATE: February 15, 1968

THIS PAGE
WAS INTENTIONALLY
LEFT BLANK

COOPERATING INSTALLATION FACILITIES REPORT

MASSACHUSETTS INSTITUTE OF TECHNOLOGY,
INFORMATION PROCESSING CENTER

MIT

COMPUTER FACILITIES:

- (1) MAIN PROCESSOR:
IBM 360/65
- (2) ASSOCIATED EQUIPMENT:
SATELLITE OR OFF-LINE PROCESSORS:
IBM 360/40 support processor for 65
INPUT/OUTPUT CHANNELS:
IBM 360/40 3 Channels
IBM 360/65 3 Channels
MEMORY UNITS:
CORE:
512K bytes
DRUM AND DISK STORAGE:
10 IBM 2311 Disk Storage Drives
1 IBM 2301 Drum Storage
DATA CELL, RACE, OR OTHER MASS STORAGE:
1 IBM 2321 Data Cell Drive
PERIPHERAL UNITS:
MAGNETIC TAPE UNITS:
13 { IBM 2402 } Magnetic Tape Units, 6 9-track, 7 7-track
 { IBM 2401 }
UNIT RECORD EQUIPMENT:
2 IBM 2540 Card Read Punch
3 IBM 1403-N1 Printers
1 IBM 2701 Data Adapter Unit
1 IBM 2702 Transmission Control Unit
- (3) OTHER INDEPENDENT OR SPECIAL-PURPOSE COMPUTER
FACILITIES AVAILABLE AT THIS INSTALLATION:
IBM 7094 Time-sharing system
- (4) SOFTWARE:

ASP

- (5) INSTALLATION ENVIRONMENT REPORTS:

INSTALLATION REPRESENTATIVE: K. F. Hansen

MAILING ADDRESS: Massachusetts Institute of Technology
Department of Nuclear Engineering
24-109
Cambridge, Massachusetts 02139

TELEPHONE: 617-864-6900 X3803

DATE: February 29, 1968

THIS PAGE
WAS THIS PAGE
WAS INTENTIONALLY
LEFT BLANK

COOPERATING INSTALLATION FACILITIES REPORT

MC DONNELL AUTOMATION CENTER

MA

COMPUTER FACILITIES:

- (1) MAIN PROCESSOR:
 CDC 6400 (a) } This installation used by APDA, S&L
 IBM 360/75 (b) }
- (2) ASSOCIATED EQUIPMENT:
 SATELLITE OR OFF-LINE PROCESSORS:
 IBM 360/50 with 265K bytes support processor
 Off-Line: 360/30 16K, 360/30 32K, 360/30 64K, 360/30
 Multiprinter, 1440 8K
 INPUT/OUTPUT CHANNELS:
 IBM 360/75 - 2 Channels
 IBM 360/50 - 2 Channels
 MEMORY UNITS:
 CORE:
 IBM 360/75 512K bytes
 DRUM AND DISK STORAGE:
 2 IBM 2301 Drum Storage Units
 1 IBM 2314 Direct Access Storage Facility
 4 IBM 2311 Disk Storage Drive
 PERIPHERAL UNITS:
 MAGNETIC TAPE UNITS:
 2 IBM 2401 Magnetic Tape Units 7-track
 4 IBM 2401 Magnetic Tape Units 9-track
 UNIT RECORD EQUIPMENT:
 Various card punches, card verifiers, sorters,
 computing accounting machines, document originating
 machines, and interpreters.
 IBM 1403 Printer
 IBM 2540 Card Read Punch
 IBM 2701 Data Adapter Unit
- (3) OTHER INDEPENDENT OR SPECIAL-PURPOSE COMPUTER
 FACILITIES AVAILABLE AT THIS INSTALLATION:
- (4) SOFTWARE:
 FORTRAN IV, OS/360 H Level Version 13
- (5) INSTALLATION ENVIRONMENT REPORTS:

PREPARED BY: Eugene R. Volk, APDA INSTALLATION
 REPRESENTATIVE

DATE: February 12, 1968

THIS PAGE
WAS THIS PAGE
WAS INTENTIONALLY
LEFT BLANK

COOPERATING INSTALLATION FACILITIES REPORT

MPR ASSOCIATES, INC.

MPR

COMPUTER FACILITIES:

(1) MAIN PROCESSOR:

Connected with Time Share Facility - Comnet, Washington, D.C.
Burroughs - 5500

(2) ASSOCIATED EQUIPMENT:

MEMORY UNITS:

CORE:

32K available

DRUM AND DISK STORAGE:

Burroughs Disk Storage, 25 ms average access, address-
able up to 2 billion character storage available, 6-bit
characters with 8 characters per word unit.

PERIPHERAL UNITS:

MAGNETIC TAPE UNITS:

Burroughs Magnetic Tape Units

UNIT RECORD EQUIPMENT:

Card Reader

Card Punch

Line Printer

Remote Teletype

(3) OTHER INDEPENDENT OR SPECIAL-PURPOSE COMPUTER
FACILITIES AVAILABLE AT THIS INSTALLATION:

(4) SOFTWARE:

FORTRAN IV, ALGOL, BASIC

(5) INSTALLATION ENVIRONMENT REPORTS:

INSTALLATION REPRESENTATIVE: V. Dean Rose

MAILING ADDRESS: MPR Associates, Inc.

1140 Connecticut Avenue, Room 900
Washington, D.C. 20036

TELEPHONE: 202-659-2320 X27

DATE: July 23, 1968

**THIS PAGE
WAS INTENTIONALLY
LEFT BLANK**

COOPERATING INSTALLATION FACILITIES REPORT

NASA--LEWIS RESEARCH CENTER

LER

COMPUTER FACILITIES:

(1) MAIN PROCESSOR:

- IBM 360/67 (a)
- IBM 7094/7044 Direct Couple System (b)
- IBM 7094/7040 Direct Couple System (c)

(2) ASSOCIATED EQUIPMENT:

INPUT/OUTPUT CHANNELS:

- IBM 360/67 3 Channels
- IBM 7044 3 Channels
- IBM 7040 3 Channels

MEMORY UNITS:

CORE:

- 2 IBM 2365 512K bytes
- 2 IBM 7094 32K 36-bit words each
- 1 IBM 7044 32K 36-bit words
- 1 IBM 7040 32K 36-bit words

DRUM AND DISK STORAGE:

- 1 IBM 2301 Drum Storage Unit
- 1 IBM 2314 Direct Access Facility } (a)
- 1 IBM 7320 Drum Storage Unit } (b)
- 1 IBM 1301 Disk Storage Unit } (b)
- 1 IBM 1301 Disk Storage Unit (c)

PERIPHERAL UNITS:

MAGNETIC TAPE UNITS:

- 8 IBM 2403-6 Magnetic Tape Units 800 bpi (a)
- 8 IBM 729-6 Magnetic Tape Units 800 bpi (b)
- 9 IBM 729-6 Magnetic Tape Units 800 bpi (c)

UNIT RECORD EQUIPMENT:

- IBM 360/67 System
 - 1 Card Reader 1000 cpm
 - 1 Card Punch 400 cpm
 - 2 Printers 1100 lpm
 - 10 Teletype and Typewriter Terminals
 - 1 Paper Tape Reader
- IBM 7094/7044 System
 - 1 Card Reader 800 cpm
 - 1 Card Punch 400 cpm
 - 2 Printers 1000 lpm
- IBM 7094/7040 System
 - 1 Card Reader 800 cpm
 - 1 Card Punch 400 cpm
 - 3 Printers 600 lpm

DISPLAY AND RECORDING EQUIPMENT:

IBM 360/67 DD80 20-point Display

CDC 280 Film Recorder

2 IBM 2260 Display Station

(3) OTHER INDEPENDENT OR SPECIAL-PURPOSE COMPUTER FACILITIES AVAILABLE AT THIS INSTALLATION:

(4) SOFTWARE:

FORTRAN IV Version 13 IBM 7094/7044 and IBM 7094/7040

Direct Couple Systems

TSS FORTRAN IV IBM 360/67

(5) INSTALLATION ENVIRONMENT REPORTS:

INSTALLATION REPRESENTATIVE: Thor T. Semler

MAILING ADDRESS: NASA Lewis Research Center,
21000 Brookpark Center
Cleveland, Ohio 44135

TELEPHONE 216-433-4000 X394

FTS: 8-216-433-6394 alternate 6691

DATE: July 24, 1968

COOPERATING INSTALLATION FACILITIES REPORT

NATIONAL BUREAU OF STANDARDS

NBS

COMPUTER FACILITIES:

(1) MAIN PROCESSOR:

UNIVAC 1108A

This installation used by Headquarters, AEC.

(2) ASSOCIATED EQUIPMENT:

SATELLITE OR OFF-LINE PROCESSORS:

UNIVAC 418-2 Message Switcher

INPUT/OUTPUT CHANNELS:

12 Channels

MEMORY UNITS:

CORE:

65,536 36-bit words, 375 ns cycle

DRUM AND DISK STORAGE:

2 UNIVAC FASTRAND II Drums capacity of 22 million words each (132 million character), average access time of 92 ms, transfer rate 150 KC.

2 UNIVAC FH 432 Drums capacity of 0.25 million words each (1.5 million character), average access time 4.25 ms, transfer rate 1440 KC

PERIPHERAL UNITS:

MAGNETIC TAPE UNITS:

8 7-track UNISERVO Magnetic Tape Units, 96 KC transfer rate 800 bpi; 66 KC transfer rate 556 bpi; 24 KC transfer rate 200 bpi

Drives have the IBM-Compatible Code Translate feature.

UNIT RECORD EQUIPMENT:

1 UNIVAC 1004 II System: Card Reader, Line Printer, Card Punch

1 UNIVAC 1004 II System: Card Reader, Line Printer

Card Reader: 615 cpm

Card Punch: 200 cpm

Line Printer: 600 lpm (132 char/line)

DISPLAY AND RECORDING EQUIPMENT:

CALCOMP 763-770 Digital Plotter

Stromberg Carlson 4020 Film & Hard Copy Recorder

Digit-Data (Paper Tape to Magnetic Tape) 200 bpi

(3) OTHER INDEPENDENT OR SPECIAL-PURPOSE COMPUTER FACILITIES AVAILABLE AT THIS INSTALLATION:

(4) SOFTWARE:

1108 EXEC-II Operating System

1108 ASSEMBLER

1108 COBOL

1108 FORTRAN V

(5) INSTALLATION ENVIRONMENT REPORTS:

PREPARED BY: Lawrence Kopp, AEC Installation Representative

DATE: February 13, 1968

THIS PAGE
WAS THIS PAGE
WAS INTENTIONALLY
LEFT BLANK

COOPERATING INSTALLATION FACILITIES REPORT

NORTH CAROLINA STATE UNIVERSITY

NCSU

COMPUTER FACILITIES:

(1) MAIN PROCESSOR:

IBM 360/40 F

(2) ASSOCIATED EQUIPMENT:

SATELLITE OR OFF-LINE PROCESSORS:

2 IBM 1130 Stand alone and teleprocessing to IBM 360/75 at
the Triangle Universities Computation Center (TUCC)

INPUT/OUTPUT CHANNELS:

2 Selector Channels

1 Multiplexor Channel

MEMORY UNITS:

CORE:

256K bytes

DRUM AND DISK STORAGE:

IBM 2314 Direct Access Storage Facility

PERIPHERAL UNITS:

MAGNETIC TAPE UNITS:

2 IBM 2401-2 Magnetic Tape Units, 9-track, 800 bpi

UNIT RECORD EQUIPMENT:

IBM 1403-N1 Printer 1100 lpm

IBM 1403-2 Printer 600 lpm

IBM 2540 Card Read Punch reads 1000 cpm, punches
300 cpm

IBM 2501 Card Reader 1000 cpm

DISPLAY AND RECORDING EQUIPMENT:

CALCOMP 563 Plotter 0.01 inch incremental

(3) OTHER INDEPENDENT OR SPECIAL-PURPOSE COMPUTER FACILITIES AVAILABLE AT THIS INSTALLATION:

The University Computer operates in both the teleprocessing
and stand-alone modes concurrently under EMFT of O/S

(4) SOFTWARE:

FORTRAN G, FORTRAN H(TUCC only), WATFOR, PL/I F,
COBOL F, ALGOL, OS/EMFT Release 13.

(5) INSTALLATION ENVIRONMENT REPORTS:

INSTALLATION REPRESENTATIVE: A. Carnesale, Associate Professor
of Nuclear Engineering

MAILING ADDRESS: North Carolina State University
P. O. Box 5636
Raleigh, North Carolina 27607

TELEPHONE: 919-755-2298

DATE: July 15, 1968

COOPERATING INSTALLATION FACILITIES REPORT

NUCLEAR TECHNOLOGY CORPORATION

NTC

COMPUTER FACILITIES:

(1) MAIN PROCESSOR:

None, use service bureau facilities.

INSTALLATION REPRESENTATIVE: Arthur J. Goldman

MAILING ADDRESS: Nuclear Technology Corporation
116 Main Street
White Plains, New York 10605

TELEPHONE: 914-949-5660

DATE: July 12, 1968

COOPERATING INSTALLATION FACILITIES REPORT

NUCLEAR UTILITY SERVICES CORPORATION

NUS

COMPUTER FACILITIES:

(1) MAIN PROCESSOR:

None, use service bureau facilities

(2) ASSOCIATED EQUIPMENT:

MEMORY UNITS:

UNIT RECORD EQUIPMENT:

2 IBM 29 Card Punch

1 IBM 59 Card Verifier

2 KSR 35 Teletype for time-sharing use

1 IBM 870 Card Reader, Print Control, Card Punch,
Typewriter(3) OTHER INDEPENDENT OR SPECIAL-PURPOSE COMPUTER
FACILITIES AVAILABLE AT THIS INSTALLATION:

Terminal facility to be in operation September 1968

INSTALLATION REPRESENTATIVE: Y. S. Kim

MAILING ADDRESS: NUS Corporation
2351 Research Boulevard
Rockville, Maryland 20850

TELEPHONE: 301-948-7010

DATE: August 1968

THIS PAGE
WAS THIS PAGE
WAS INTENTIONALLY
LEFT BLANK

COOPERATING INSTALLATION FACILITIES REPORT

THE PENNSYLVANIA STATE UNIVERSITY

PSU

COMPUTER FACILITIES:

(1) MAIN PROCESSOR:

IBM 360/67

(2) ASSOCIATED EQUIPMENT:

SATELLITE OR OFF-LINE PROCESSORS:

4 IBM 360/20, (two being used for remote batch input/output
and two for card tabulating)

MEMORY UNITS:

CORE:

3 IBM 2065 Processor Storage Units 256K bytes,
1 μ sec access, two-way interleaving, byte addressable

DRUM AND DISK STORAGE:

1 IBM 2301 Drum Storage Unit

10 IBM 2311 Disk Storage Drive

1 IBM 2314 Direct Access Storage Facility

DATA CELL, RACE, OR OTHER MASS STORAGE:

1 IBM 2321 Data Cell Drive

PERIPHERAL UNITS:

MAGNETIC TAPE UNITS:

6 IBM 2400 Series Magnetic Tape Units,
9-track, 800 bpi2 IBM 2400-1 Magnetic Tape Units,
7-track, 200, 556, or 800 bpi

} 2 Channels

UNIT RECORD EQUIPMENT:

2 Card Read Punch reads 1000 cpm, punches 250 cpm

3 Printers 1200 lpm

4 Printers 600 lpm

4 Card Punch 100 cpm

4 Card Reader 800 cpm

1 IBM 2702 Transmission Control

1 IBM 2701 Data Adapter Unit

10 IBM 1050 Typewriter Terminals

10 IBM 2741 Communication Terminal

70 IBM 029 Card Punch

DISPLAY AND RECORDING EQUIPMENT:

10 IBM 2260 Display Station

1 IBM 2250 Display Unit

1 CALCOMP 570 Plotter

(3) OTHER INDEPENDENT OR SPECIAL-PURPOSE COMPUTER

FACILITIES AVAILABLE AT THIS INSTALLATION:

IBM 1401 with two IBM 729 Magnetic Tape Units

IBM 1410 with four IBM 729 Magnetic Tape Units and 10 IBM

1311 Disk Storage Drives

(4) SOFTWARE:

OS/360

FORTRAN G and H, COBOL, ALGOL, PL/I, GPSS, MPS,

LISP, various other specialized languages e.g. SLIP,

EULER

(5) INSTALLATION ENVIRONMENT REPORTS:

INSTALLATION REPRESENTATIVE: Walter H. D'Ardenne, Assistant
Professor

MAILING ADDRESS: Pennsylvania State University
Department of Nuclear Engineering
231 Sackett Building
University Park, Pennsylvania 16802

TELEPHONE: 814-865-1342

DATE: March 4, 1968

COOPERATING INSTALLATION FACILITIES REPORT

PHILLIPS PETROLEUM COMPANY

PPCO

COMPUTER FACILITIES:

(1) MAIN PROCESSOR:

IBM 7044 (a)

CDC 1604 (b)

CDC 3100 (c)

(2) ASSOCIATED EQUIPMENT:

MEMORY UNITS:

CORE:

IBM 7044 32K 36-bit word

CDC 1604 32K 48-bit word

CDC 3100 8K

PERIPHERAL UNITS:

MAGNETIC TAPE UNITS:

11 IBM 729-5 Magnetic Tape Units 75IPS, 200, 556,
or 800 bpi 7-track1 IBM 7330 Magnetic Tape Unit 37.5IPS, 200, or
556 bpi, 7-track4 CDC 604 Magnetic Tape Transports, 75IPS, 200,
556 or 800 bpi, 7-track8 CDC 606 Magnetic Tape Transports, 150IPS, 200
or 556 bpi, 7-track

(a)

(c)

(b)

UNIT RECORD EQUIPMENT:

2 CDC 405 Card Reader 1200 cpm

3 CDC 415 Card Punch 250 cpm

1 CDC 501 Printer 1000 lpm

1 IBM 1403 Printer 1000 lpm

1 CDC 1612 Printer 1000 lpm

1 CDC 3691 Paper Tape Reader and Punch 250 cps

1 CDC 3192 Typewriter 15 cps

1 IBM Sel Typewriter 15 cps

(3) OTHER INDEPENDENT OR SPECIAL-PURPOSE COMPUTER
FACILITIES AVAILABLE AT THIS INSTALLATION:

(4) SOFTWARE:

IBM 7044 IBSYS Version 9-9 FORTRAN IV, COBOL, MAP

CDC 1604 FORTRAN 63, COBOL

CDC 3100 own system and SCOPE

(5) INSTALLATION ENVIRONMENT REPORTS:

INSTALLATION REPRESENTATIVE: Deloss Hoskins

MAILING ADDRESS: Phillips Petroleum Co.

Box 2067

Idaho Falls, Idaho

TELEPHONE: 208-522-4400 X2572

FTS: 208-526-2572

DATE: July 15, 1968

THIS PAGE
WAS INTENTIONALLY
LEFT BLANK

COOPERATING INSTALLATION FACILITIES REPORT

PURDUE UNIVERSITY

PURD

COMPUTER FACILITIES:

(1) MAIN PROCESSOR:

CDC 6500 (a)

IBM 7094 (b)

(2) ASSOCIATED EQUIPMENT:

SATELLITE OR OFF-LINE PROCESSORS:

IBM 1401 off-line processor for IBM 7094

MEMORY UNITS:

CORE:

65K 60-bit words (a)

32K 36-bit words (b)

DRUM AND DISK STORAGE:

2 CDC 6638 Disk Systems each containing 170 million characters with transfer rate of 1.7 million chars/sec (a)

4 CDC 854 Disk Storage Drives each with 9 million character capacity (a)

1 IBM 1301 Disk Storage Drive with 56 million character capacity (b)

PERIPHERAL UNITS:

MAGNETIC TAPE UNITS:

4 CDC 604 Magnetic Tape Transports 60 KC transfer rate (a)

8 IBM 729-4 Magnetic Tape Units 90 KC transfer rate (b)

UNIT RECORD EQUIPMENT:

CDC 6500 System

2 CDC 405 Card Readers 1000 cpm

3 CDC 501 Line Printers 1000 lpm

1 CDC 415 Card Punch 250 cpm

IBM 7094 System uses IBM 1401 off-line processor

DISPLAY AND RECORDING EQUIPMENT:

1 CDC 252 Display Console (a)

(3) OTHER INDEPENDENT OR SPECIAL-PURPOSE COMPUTER FACILITIES AVAILABLE AT THIS INSTALLATION:

(4) SOFTWARE:

CDC 6500 System: SCOPE 3.1 Operating System, FORTRAN, COBOL, ALGOL, SNOBOL, SORT/MERGE, OPTIMA

(5) INSTALLATION ENVIRONMENT REPORTS:

INSTALLATION REPRESENTATIVE: Prof. Owen Gailer

MAILING ADDRESS: Purdue University
Department of Nuclear Engineering
West Lafayette, Indiana 47907

TELEPHONE: 317-749-3208

DATE: July 18, 1968

THIS PAGE
WAS THIS PAGE
WAS INTENTIONALLY
LEFT BLANK

COOPERATING INSTALLATION FACILITIES REPORT

S. A. ATOMIC ENERGY BOARD

AEB

COMPUTER FACILITIES:

(1) MAIN PROCESSOR:

IBM 360/40 H

(2) ASSOCIATED EQUIPMENT:

INPUT/OUTPUT CHANNELS:

1 Multiplexor Channel

1 Selector Channel

MEMORY UNITS:

CORE:

256K bytes, access time 2.5 μ sec for 2 bytes.

DRUM AND DISK STORAGE:

2 IBM 2311 Disk Storage Drive. A third drive is on order.

PERIPHERAL UNITS:

UNIT RECORD EQUIPMENT:

1 IBM 2501 Card Reader 1000 cpm

1 IBM 1443 Printer 240 lpm

1 IBM 1442 Card Punch 160 cpm

1 IBM 1052 Printer-Keyboard

(3) OTHER INDEPENDENT OR SPECIAL-PURPOSE COMPUTER FACILITIES AVAILABLE AT THIS INSTALLATION:

Paper Tape to Card Converter

(4) SOFTWARE:

O/S Release 14, FORTRAN IVG, Assembler F, Linkage Editor E

(5) INSTALLATION ENVIRONMENT REPORTS:

INSTALLATION REPRESENTATIVE: O. G. P. Grosskopf

MAILING ADDRESS: S. A. Atomic Energy Board

Computing Centre

Private Bag 256

Pretoria, Republic of South Africa

TELEPHONE: Pretoria, 79-4441 X519

DATE: August 13, 1968

THIS PAGE
WAS INTENTIONALLY
LEFT BLANK

COOPERATING INSTALLATION FACILITIES REPORT

SANDIA CORPORATION

SC

COMPUTER FACILITIES:

(1) MAIN PROCESSOR:

CDC 3600

2 IBM 7090

(2) ASSOCIATED EQUIPMENT:

SATELLITE OR OFF-LINE PROCESSORS:

CDC 160A and CDC 8090 satellite to the CDC 3600

INPUT/OUTPUT CHANNELS:

21 Channels

MEMORY UNITS:

CORE:

65K 48-bit words CDC 3600

32K 36-bit words each IBM 7090

DRUM AND DISK STORAGE:

2 Disk Systems each with a capacity of 268 million
6-bit chars. are attached to the CDC 3600

PERIPHERAL UNITS:

MAGNETIC TAPE UNITS:

UNIT RECORD EQUIPMENT:

2 CDC Line Printers 1000 lpm

2 CDC Line Printers 600 lpm

DISPLAY AND RECORDING EQUIPMENT:

SC 4020 Plotter

(3) OTHER INDEPENDENT OR SPECIAL-PURPOSE COMPUTER
FACILITIES AVAILABLE AT THIS INSTALLATION:

(4) SOFTWARE:

CDC 3600 SCOPE

IBM 7090 IBSYS

(5) INSTALLATION ENVIRONMENT REPORTS:

INSTALLATION REPRESENTATIVE: W. H. Schmidt

MAILING ADDRESS: Sandia Corporation
Albuquerque, New Mexico 87115

TELEPHONE: 505-264-8804

DATE: February 13, 1968

**THIS PAGE
WAS INTENTIONALLY
LEFT BLANK**

COOPERATING INSTALLATION FACILITIES REPORT

SARGENT & LUNDY ENGINEERS

S&L

COMPUTER FACILITIES:

(1) MAIN PROCESSOR:

IBM 1131-2C

This installation uses the McDonnell Automation Center facilities and Philoc-Ford Corporation facilities.

(2) ASSOCIATED EQUIPMENT:

SATELLITE OR OFF-LINE EQUIPMENT:

IBM 1130 System serves as a satellite to larger service bureau installations.

MEMORY UNITS:

CORE:

16K 16-bit words of 3.6 μ sec cycle time.

DRUM AND DISK STORAGE:

1 IBM 2310-B2 Disk Storage Unit capacity of two 2315 magnetic disk units 1,024,000 16-bit words
1 IBM 2315 Disk Cartridge 512,000 16-bit words, transfer rate 720,000 bps

PERIPHERAL UNITS:

UNIT RECORD EQUIPMENT:

1 IBM 1442 Card Read Punch reads 300 cpm, punches 80 cols/sec
1 IBM 1403-7 Printer 600 lpm
1 IBM 1131 Communication Adapter
1 Model 201-A4 Data Set

DISPLAY AND RECORDING EQUIPMENT:

1 30 in. CALCOMP Model 563 Plotter with 0.005 incremental step-size

(3) OTHER INDEPENDENT OR SPECIAL-PURPOSE COMPUTER FACILITIES AVAILABLE AT THIS INSTALLATION:

(4) SOFTWARE:

1130 Assembler

1130 FORTRAN

Operating System: IBM 1130 Disk Monitor System
Version 2 Modification Level 1

(5) INSTALLATION ENVIRONMENT REPORTS:

INSTALLATION REPRESENTATIVE: Charles F. Beck

MAILING ADDRESS: Sargent & Lundy Engineers
140 S. Dearborn Street
Chicago, Illinois 60603

TELEPHONE: 312-346-7600 X260

DATE: May 7, 1968

THIS PAGE
WAS THIS PAGE
WAS INTENTIONALLY
LEFT BLANK

COOPERATING INSTALLATION FACILITIES REPORT

SOUTHERN NUCLEAR ENGINEERING, INC.

SNE

COMPUTER FACILITIES:

(1) MAIN PROCESSOR:

IBM 7094 (a)

IBM 360/65 (b)

(2) ASSOCIATED EQUIPMENT:

SATELLITE OR OFF-LINE PROCESSORS:

2 IBM 1401, one with 16K memory and one with 8K memory

INPUT/OUTPUT CHANNELS:

1 Multiplexor Channel (b)

2 Selector Channels (b)

MEMORY UNITS:

CORE:

32K 36-bit word memory (a)

512K bytes (b)

IBM 2361 Core Storage Unit 10^6 bytes (b)

DRUM AND DISK STORAGE:

4 IBM 2311 Disk Storage Drive (b)

1 IBM 2301 Drum Storage Unit (b)

DATA CELL, RACE, OR OTHER MASS STORAGE:

1 IBM 2321 Data Cell Drive 4×10^8 bytes (b)

PERIPHERAL UNITS:

MAGNETIC TAPE UNITS:

14 IBM 729 Series Magnetic Tape Units (a)

6 IBM 2400 Series Magnetic Tape Units (b)

4 IBM 7330 Magnetic Tape Units on one IBM 1401

2 or 4 IBM 729-5 Magnetic Tape Units on second
IBM 1401

UNIT RECORD EQUIPMENT:

IBM 360/65 System

4 IBM 2741 Communication Terminals

1 IBM 2702 Transmission Control

1 IBM 2540 Card Read Punch

2 IBM 1403 Printer 1100 lpm

IBM 7094 System has on-line Card Reader and Printer.

Each IBM 1401 System has IBM 1402 Card Read Punch
and IBM 1403 Printer 600 lpm

DISPLAY AND RECORDING EQUIPMENT:

IBM 360/65 System

2 IBM 2260 Display Stations

3 IBM 2250 Display Units

(3) OTHER INDEPENDENT OR SPECIAL-PURPOSE COMPUTER
FACILITIES AVAILABLE AT THIS INSTALLATION:

(4) SOFTWARE:

(5) INSTALLATION ENVIRONMENT REPORTS:

INSTALLATION REPRESENTATIVE: Kenneth E. Roach

MAILING ADDRESS: Southern Nuclear Engineering, Inc.

P. O. Box 10

Dunedin, Florida 33528

TELEPHONE: 813-733-3138

DATE: February 12, 1968

COOPERATING INSTALLATION FACILITIES REPORT

TEXAS A&M UNIVERSITY

TAMU

COMPUTER FACILITIES:

(1) MAIN PROCESSOR:

IBM 360/65

(2) ASSOCIATED EQUIPMENT:

INPUT/OUTPUT CHANNELS:

1 Multiplexor Channel

2 Selector Channels

MEMORY UNITS:

CORE:

512K bytes 0.75 μ sec access time

DRUM AND DISK STORAGE:

1 IBM 2314 Direct Access Storage Facility

233,408,000 bytes capacity, 240,000 bps transmission rate

PERIPHERAL UNITS:

MAGNETIC TAPE UNIT:

2 IBM 2401 Magnetic Tape Units, 200, 556, or 800 bpi, 90KB

6 IBM 2401 Magnetic Tape Units, 200, 556, or 800 bpi, 60KB

UNIT RECORD EQUIPMENT:

2 IBM 1403 Printers 600 lpm

1 IBM 2540 Card Read Punch reads 1000 cpm; punches 300 cpm

1 IBM 2501 Card Reader 600 lpm

4 IBM 2740 Communication Terminals 15 char/sec

DISPLAY AND RECORDING EQUIPMENT:

4 IBM 2260 Display Stations

CALCOMP 565 Plotter

(3) OTHER INDEPENDENT OR SPECIAL-PURPOSE COMPUTER FACILITIES AVAILABLE AT THIS INSTALLATION:

1 IBM 1401 with 4K character memory, 3 Magnetic Tape Units, Card Read Punch

1 IBM 1404 Printer

IBM 1231 Optical Mark Page Reader

(4) SOFTWARE:

OS/360, FORTRAN Level E, G, and H, COBOL Level F, PL/I, SORT, ALGOL, Assembler, Mathematical Programming System, Continuous System Modeling Program, Integrated Civil Engineering System, APT Numerical Control Processor

(5) INSTALLATION ENVIRONMENT REPORTS:

INSTALLATION REPRESENTATIVE: E. J. Dowdy

MAILING ADDRESS: Texas A&M University
Nuclear Engineering Department
College Station, Texas 77843

TELEPHONE: 713-846-3706

DATE: July 16, 1968

COOPERATING INSTALLATION FACILITIES REPORT

UNITED AIRCRAFT RESEARCH LABORATORIES

UARL

COMPUTER FACILITIES:

(1) MAIN PROCESSOR:

2 UNIVAC 1108

(2) ASSOCIATED EQUIPMENT:

INPUT/OUTPUT CHANNELS:

12 and 13 - Card input

9, 10, 11, and 14 - Printers

4 and 5 Tape

MEMORY UNITS:

CORE:

1 unit, 1108, capacity of 65,536 words (36-bit/word),
access time of 375 ns, cycle time of 750 ns.

DRUM AND DISK STORAGE:

3 UNIVAC FH 880 Drums, capacity of 768,000 words/
unit (36-bit/word), access time of 17 ms transmission
rate of 360,000 char/sec.

3 UNIVAC FH 432 Drums, capacity of 262,144 words/
unit (36-bit/word), access time of 4.3 ms trans-
mission rate of 1,440,000 char/sec.

PERIPHERAL UNITS:

MAGNETIC TAPE UNITS:

10 UNISERVO VIII-C Magnetic Tape Units 200, 556,
or 800 bpi density, 2 channels, transmission rates
of 8500, 23,700 and 34,200 char/sec.

UNIT RECORD EQUIPMENT:

3 Card Readers 900 cpm

3 Card Punches 300 cpm

5 Line Printers 700-922 lpm

(3) OTHER INDEPENDENT OR SPECIAL-PURPOSE COMPUTER
FACILITIES AVAILABLE AT THIS INSTALLATION:

(4) SOFTWARE:

Languages-FORTRAN V Level 9

COBOL Level BL 4-B, EXEC II Operating System

INSTALLATION REPRESENTATIVE: Thomas S. Latham

MAILING ADDRESS: United Aircraft Research Laboratories
400 Main Street
East Hartford, Connecticut 06108

TELEPHONE: 203-565-8694

DATE: August 13, 1968

THIS PAGE
WAS INTENTIONALLY
LEFT BLANK

COOPERATING INSTALLATION FACILITIES REPORT

UNITED NUCLEAR CORPORATION,
RESEARCH & ENGINEERING CENTER

UNC

COMPUTER FACILITIES:

(1) MAIN PROCESSOR:

CDC 1604A

(2) ASSOCIATED EQUIPMENT:

INPUT/OUTPUT CHANNELS:

3 input Channels - one combination high-speed input/output
Channel

2 output Channels

MEMORY UNITS:

CORE:

32,768 48-bit words - access time 2.2 μ sec; cycle
time 6.4 μ sec

PERIPHERAL UNITS:

MAGNETIC TAPE UNITS:

2 CDC 1607 Magnetic Tape Systems (8 tapes) - 150 in./
sec 200 bpi density, only - 2 channels each, one input,
one output Character transfer rate 30 KC

UNIT RECORD EQUIPMENT:

IBM 088 Card Reader up to 1300 cpm

IBM 523 Card Punch up to 100 cpm

CDC 350 Paper Tape Reader up to 350 char/sec; 5, 7,
or 8 channelTeletype BRPE II Paper Tape Punch up to 110 char/sec
7 or 8 channel

CDC Monitor Typewriter 10 to 12 char/sec

CDC 1612 Printer 120 column, 1000 or 667 lpm as
selected(3) OTHER INDEPENDENT OR SPECIAL-PURPOSE COMPUTER
FACILITIES AVAILABLE AT THIS INSTALLATION:

(4) SOFTWARE:

FORTRAN, COBOL, ALGOL, CODAP

(5) INSTALLATION ENVIRONMENT REPORTS:

INSTALLATION REPRESENTATIVE: Elizabeth M. Muller

MAILING ADDRESS: United Nuclear Corporation
Research & Engineering Center
Grasslands Road
Elmsford, New York 10523

TELEPHONE: 914-592-9000 X238

DATE: July 16, 1968

**THIS PAGE
WAS INTENTIONALLY
LEFT BLANK**

COOPERATING INSTALLATION FACILITIES REPORT

UNIVERSITY OF CALIFORNIA COMPUTER CENTER

CALB

COMPUTER FACILITIES:

(1) MAIN PROCESSOR:

CDC 6400 (a)

(2) ASSOCIATED EQUIPMENT:

SATELLITE OR OFF-LINE PROCESSORS:

IBM 360/40 (b)

MEMORY UNITS:

CORE:

65K 60-bit words CDC 6400

DRUM AND DISK STORAGE:

1 CDC 6638 Disk System CDC 6400

PERIPHERAL UNITS:

MAGNETIC TAPE UNITS:

5 CDC 604 Magnetic Tape Transports, 7-track CDC 6400

6 IBM 2400 Series Magnetic Tape Units IBM 360

UNIT RECORD EQUIPMENT:

50 IBM 026,029 Card Punches

2 Teletypes

3 IBM 514 Reproducers

2 IBM 557 Alphabetic Interpreters

2 IBM 083 Sorters

1 IBM 082 Sorter

1 IBM 087 Collator

1 IBM 407 Computing Accounting Machine

1 IBM 1402 Card Read Punch (b)

1 CDC 405 Card Reader (a)

1 CDC 415 Card Punch (a)

(3) OTHER INDEPENDENT OR SPECIAL-PURPOSE COMPUTER FACILITIES AVAILABLE AT THIS INSTALLATION:

(4) SOFTWARE:

SCOPE 3.1 Operating System on CDC 6400, OS/360 on
IBM 360

(5) INSTALLATION ENVIRONMENT REPORTS:

INSTALLATION REPRESENTATIVE: Harvey Amster

MAILING ADDRESS: University of California
Department of Nuclear Engineering
Berkeley, California 94720

TELEPHONE: 415-642-7275

DATE: March 18, 1968

THIS PAGE
WAS THIS PAGE ALLY
WAS INTENTIONALLY
LEFT BLANK

COOPERATING INSTALLATION FACILITIES REPORT

UNIVERSITY OF CINCINNATI COMPUTER SERVICES

DUCS

COMPUTER FACILITIES:

(1) MAIN PROCESSOR:

IBM 360/40

IBM 7040

IBM 1410

(2) ASSOCIATED EQUIPMENT:

SATELLITE OR OFF-LINE PROCESSORS:

IBM 1401

Optical Scanning Corporation Digitek 100 Scanner

MEMORY UNITS:

CORE:

DRUM AND DISK STORAGE:

IBM 360/40 4 IBM 2311 Disk Storage Drive

IBM 1410 1 IBM 1311 Disk Storage Drive

DATA CELL, RACE, OR OTHER MASS STORAGE:

IBM 360/40 1 IBM 2321 Data Cell Drive

PERIPHERAL UNITS:

MAGNETIC TAPE UNITS:

IBM 360/40 5 IBM 2402 Magnetic Tape Units,

1 7-track, 4 9-track

IBM 7040 8 IBM 729-5 Magnetic Tape Units

IBM 1410 5 IBM 729-5 Magnetic Tape Units

UNIT RECORD EQUIPMENT:

IBM 360/40 System

1 IBM 2540 Card Read Punch

1 IBM 1403 Printer

IBM 1410 System

1 IBM 1403-N3 Printer

1 IBM 1402 Card Read Punch

(3) OTHER INDEPENDENT OR SPECIAL-PURPOSE COMPUTER FACILITIES AVAILABLE AT THIS INSTALLATION:

(4) SOFTWARE:

IBM 360/40 FORTRAN IV(G), COBOL, PL/I, OS/360

PCP & MFT

IBM 7040 FORTRAN IV, COBOL, IBSYS

IBM 1410 FORTRAN IV, COBOL, PR155

(5) INSTALLATION ENVIRONMENT REPORTS:

INSTALLATION REPRESENTATIVE: Henry J. Miller

MAILING ADDRESS: University of Cincinnati

316 Physics Bldg.

Department of University Computer Services

Cincinnati, Ohio 45221

TELEPHONE: 513-475-2333

DATE: July 18, 1968

THIS PAGE
WAS THIS PAGE ALLY
WAS INTENTIONALLY
LEFT BLANK

COOPERATING INSTALLATION FACILITIES REPORT

UNIVERSITY OF FLORIDA COMPUTER CENTER

UFCC

COMPUTER FACILITIES:

(1) MAIN PROCESSOR:

IBM 360/50

(2) ASSOCIATED EQUIPMENT:

SATELLITE OR OFF-LINE PROCESSORS:

IBM 1401 off-line processor

INPUT/OUTPUT CHANNELS:

2 Selector Channels

1 Multiplexor Channel

MEMORY UNITS:

CORE:

512K bytes, 2 μ sec cycle time

DRUM AND DISK STORAGE:

5 IBM 2311 Disk Storage Drives

1 IBM 2314 Direct Access Storage Facility

DATA CELL, RACE, OR OTHER MASS STORAGE:

IBM 2321 Data Cell to be installed

PERIPHERAL UNITS:

MAGNETIC TAPE UNITS:

3 IBM 2400 Series Magnetic Tape Units, 2 9-track
800 bpi, 1 7-track 200, 556, or 800 bpi

UNIT RECORD EQUIPMENT:

IBM 1403 Printer 1100 lpm

IBM Card Read Punch reads 1000 cpm; punches 250 cpm

33 Consoles: 25 IBM 2741 Communication Terminals

6 IBM 1050 Data Communication System

2 Teletypewriters

DISPLAY AND RECORDING EQUIPMENT:

IBM 2260 Display Station

(3) OTHER INDEPENDENT OR SPECIAL-PURPOSE COMPUTER FACILITIES AVAILABLE AT THIS INSTALLATION:

(4) SOFTWARE:

OS/360 Version 14 Internally written OS also.

(5) INSTALLATION ENVIRONMENT REPORTS:

INSTALLATION REPRESENTATIVE: M. J. Ohanian

MAILING ADDRESS: University of Florida

Department of Nuclear Engineering Sciences

Room 202 Nuclear Sciences Building

Gainesville, Florida 32601

TELEPHONE: 904-376-3261 X2271

DATE: March 20, 1968

THIS PAGE
WAS INTENTIONALLY
LEFT BLANK

COOPERATING INSTALLATION FACILITIES REPORT

UNIVERSITY OF MISSOURI COMPUTER CENTER

UMCC

COMPUTER FACILITIES:

(1) MAIN PROCESSOR:

IBM 7040

(2) ASSOCIATED EQUIPMENT:

SATELLITE OR OFF-LINE PROCESSORS:

IBM 1401 used to convert input to magnetic tape and

IBM 7040 output tape to printer

MEMORY UNITS:

CORE:

32K 36-bit words

DRUM AND DISK STORAGE:

IBM 1301 Disk Storage Drive; 27 million characters

PERIPHERAL UNITS:

MAGNETIC TAPE UNITS:

8 IBM 729 Magnetic Tape Units, 556 bpi, 7-track

UNIT RECORD EQUIPMENT:

2 IBM 1402 Card Read Punch reads 800 cpm;
punches 250 cpm

1 IBM 1403 Printer 600 lpm

1 IBM 407 Computing Accounting Machine

1 IBM 514 Reproducing Punch

1 IBM 557 Alphabetic Interpreter

1 IBM 82 Sorter

14 IBM 26 Card Punch

2 IBM 56 Verifier

(3) OTHER INDEPENDENT OR SPECIAL-PURPOSE COMPUTER FACILITIES AVAILABLE AT THIS INSTALLATION:

(4) SOFTWARE:

FORTRAN, COBOL, WATFOR, IBSYS, LP III, IPL/5,
LPSS3

(5) INSTALLATION ENVIRONMENT REPORTS:

INSTALLATION REPRESENTATIVE: E. L. Cox

MAILING ADDRESS: University of Missouri
Nuclear Reactor Facility
Columbia, Missouri 65201

TELEPHONE: 314-449-8001

DATE: July 22, 1968

THIS PAGE
WAS THIS PAGE ALLY
WAS INTENTIONALLY
LEFT BLANK

COOPERATING INSTALLATION FACILITIES REPORT

UNIVERSITY OF NEW MEXICO

UNM

COMPUTER FACILITIES:

(1) MAIN PROCESSOR:

IBM 360/40H

(2) ASSOCIATED EQUIPMENT:

MEMORY UNITS:

CORE:

262K bytes

DRUM AND DISK STORAGE:

5 IBM 2311 Disk Storage Drives

PERIPHERAL UNITS:

MAGNETIC TAPE UNITS:

4 IBM 2403 - 800 bpi 9-track 60KB

1 IBM 2402 - 200, 556, 800 bpi 7-track

UNIT RECORD EQUIPMENT:

1 IBM 2540 Card Read Punch (reads 1000 cpm and punches 300 cpm)

1 IBM 1403 Printer 1100 lpm

1 IBM 2702 Transmission Control

6 IBM 1050 Printer-Keyboard

2 IBM 2848 Display Control

16 IBM 2260 Display Station

(3) OTHER INDEPENDENT OR SPECIAL-PURPOSE COMPUTER FACILITIES AVAILABLE AT THIS INSTALLATION:

(4) SOFTWARE:

OS/360 Release 14

RAX

(5) INSTALLATION ENVIRONMENT REPORTS:

INSTALLATION REPRESENTATIVE: Glenn A. Whan

MAILING ADDRESS: Department of Nuclear Engineering
University of New Mexico
Albuquerque, New Mexico 87106

TELEPHONE: 505-277-4105

DATE: October 18, 1968

**THIS PAGE
WAS INTENTIONALLY
LEFT BLANK**

COOPERATING INSTALLATION FACILITIES REPORT

THE UNIVERSITY OF TEXAS AT
AUSTIN COMPUTATION CENTER

UTEX

COMPUTER FACILITIES:

(1) MAIN PROCESSOR:

CDC 6600

CDC 160

IBM 1401

(2) ASSOCIATED EQUIPMENT:

SATELLITE OR OFF-LINE PROCESSORS:

CDC 3100, CDC 1700, CDC 8130, PDP 7, SDS 930

INPUT/OUTPUT CHANNELS:

8 Channels

MEMORY UNITS:

CORE:

CDC 6600 131K 60-bit word

CDC 160 4K 12-bit word

IBM 1401 4K character

DRUM AND DISK STORAGE:

2 CDC 6608 Disk System 132 million character each

PERIPHERAL UNITS:

MAGNETIC TAPE UNITS:

6 CDC 607 Magnetic Tape Transports 120 KC, 200,
556, or 800 bpi, 7-track

2 CDC 164 Magnetic Tape Units 50 KC, 200 bpi, 7-track

2 IBM 7330 Magnetic Tape Units 80 KC, 200 or 556 bpi,
7-track

UNIT RECORD EQUIPMENT:

2 CDC 405 Card Reader 1000 cpm

2 CDC 501 Line Printer 1200 lpm

1 IBM 1403 Line Printer 600 lpm

1 IBM 1402 Card Read Punch 600 cpm

2 CDC 6675 Data Set Controller 4 channels each at
40.8 KBPS

1 CDC 6676 Data Set Controller 64 channels, 150 bps

41 Teletypewriters

DISPLAY AND RECORDING EQUIPMENT:

CDC 252 Display Console with Light Pen

CDC 254 Microfilm Recorder

CDC 165 CALCOMP Plotter 11 in. plotter, .01 increments

(3) OTHER INDEPENDENT OR SPECIAL-PURPOSE COMPUTER FACILITIES AVAILABLE AT THIS INSTALLATION:

(4) SOFTWARE:

FORTRAN II, FORTRAN IV, ALGOL, LISP, SLIP, L-Z,
SNOBOL, SYMBAL, COMPASS, ASCENT, PERT/COST,
METEOR, COMIT

(5) INSTALLATION ENVIRONMENT REPORTS:

INSTALLATION REPRESENTATIVE: S. J. Gage

MAILING ADDRESS: The University of Texas at Austin
Nuclear Reactor Laboratory
Austin, Texas 78712

TELEPHONE: 512-471-5136

DATE: August 5, 1968

COOPERATING INSTALLATION FACILITIES REPORT

UNIVERSITY OF WASHINGTON COMPUTER CENTER

UWCC

COMPUTER FACILITIES:

(1) MAIN PROCESSOR:

IBM 7094/7040 Direct Couple System

(2) ASSOCIATED EQUIPMENT:

INPUT/OUTPUT CHANNELS:

3 Channels on IBM 7040

MEMORY UNITS:

CORE:

IBM 7040 32,768 36-bit words, 8 μ sec access timeIBM 7094 32,768 36-bit words, 2 μ sec access time

DRUM AND DISK STORAGE:

IBM 1301-2 Disk Storage Drive 9,320,000 36-bit words

PERIPHERAL UNITS:

MAGNETIC TAPE UNITS:

14 IBM 729-4 Magnetic Tape Units 90 KC, 200, 556,
or 800 bpi

UNIT RECORD EQUIPMENT:

2 IBM 1403-3 Printer 1100 lpm

1 IBM 1402 Card Read Punch reads 800 cpm; punches
250 cpm

10 IBM 1050 Data Communication Systems 14.5 cps

DISPLAY AND RECORDING EQUIPMENT:

CALCOMP Plotter

Benson-Lehner Digitizer

EAI 3500 Data Plotter

(3) OTHER INDEPENDENT OR SPECIAL-PURPOSE COMPUTER FACILITIES AVAILABLE AT THIS INSTALLATION:

(4) SOFTWARE:

FORTRAN IV Version 13, IBSYS Version 13 (DCOS),

FORTRAN II, COBOL, SNOBOL, MAP, FORMAC, PUFFT,

BASIC, GPSS, LISP, FRAN, SIFT.

(5) INSTALLATION ENVIRONMENT REPORTS:

INSTALLATION REPRESENTATIVE: Prof. Albert L. Babb

MAILING ADDRESS: University of Washington
Nuclear Reactor Building
Seattle, Washington 98105

TELEPHONE: 206-543-4170

DATE: May 31, 1968

**THIS PAGE
WAS INTENTIONALLY
LEFT BLANK**

COOPERATING INSTALLATION FACILITIES REPORT

Section I of II

WESTINGHOUSE ASTRONUCLEAR LABORATORY

WANL

COMPUTER FACILITIES:

(1) MAIN PROCESSOR:

2 CDC 6600

(2) ASSOCIATED EQUIPMENT:

SATELLITE OR OFF-LINE PROCESSORS:

6416 I/O Processor - 10 Peripheral & Control Processors
each with 4096 12-bit words, 16K 60-bit words

INPUT/OUTPUT CHANNELS:

14 Bi-directional Channels, 2 million cps transfer rate

MEMORY UNITS:

CORE:

- (a) 6614 Central Processor 65K 60-bit words 1 μ sec
storage cycle time 10 peripheral processors
each with 4096 12-bit word memory
- (b) 6613 Central Processor 131K 60-bit words 1 μ sec
storage cycle time 10 peripheral processors each
with 4096 12-bit word memory

DRUM AND DISK STORAGE:

- 5 CDC 6603 Disk System, 75 million characters
267 ms average access time 1.2 million char/sec
average transfer rate
- 2 CDC 6638 Disk System, 167 million characters
50-140 ms average access time 1.68 million char/sec
average transfer rate

PERIPHERAL UNITS:

MAGNETIC TAPE UNITS:

16 CDC 607 Magnetic Tape Transports 150 in./sec;
200, 556 or 800 bpi

UNIT RECORD EQUIPMENT:

CDC 8231 Card Reader/Line Printer Terminal including
Bell 301B Data Set
CDC 8529B Data Set Controller
CDC 8081 Main Frame (8K)
CDC 161 Typewriter
CDC 405 Card Reader 1200 cpm
CDC 501 Line Printer 1000 lpm
CDC 415 Card Punch 250 cpm

DISPLAY AND RECORDING EQUIPMENT:

Stromberg-Carlson 4020 Plotter 10 frames/sec, prints
5000 lpm, 16 mm & 35 mm microfilm, 8 $\frac{1}{2}$ x 11 hard-copy
camera
CALCOMP 556 Plotter, 200-300 increments/sec

(3) OTHER INDEPENDENT OR SPECIAL-PURPOSE COMPUTER FACILITIES AVAILABLE AT THIS INSTALLATION:

(4) SOFTWARE:

System - SCOPE 2.0

Language - FORTRAN IV

(5) INSTALLATION ENVIRONMENT REPORTS:

COOPERATING INSTALLATION FACILITIES REPORT

Section II of II

WESTINGHOUSE ASTRONUCLEAR LABORATORY

WANL

COMPUTER FACILITIES:

(1) MAIN PROCESSOR:

IBM Attached Support Processor System ASP
 IBM 360/75 - IBM 360/50 Support Processor

(2) ASSOCIATED EQUIPMENT:

INPUT/OUTPUT CHANNELS:

IBM 360/50 2 Selector Channels & 1 Multiplexor Channel,
 transfer rate 900,000 bytes/sec on selector, 312,000 bytes/
 sec on multiplexor-burst mode

IBM 360/75 3 Channels permits data transfer at 1.3 million
 bytes/sec per channel

MEMORY UNITS:

CORE:

IBM 360/50 262K bytes with 2 μ sec storage cycle for
 access to 4 bytes

IBM 360/75 524K bytes with 0.75 μ sec storage cycle for
 access to 8 bytes

DRUM AND DISK STORAGE:

IBM 2301 Drum Storage Unit 4.09 million bytes;
 8.6 μ sec access time; 1,300,000 bytes/sec transfer
 rate

IBM 2314 Direct Access Storage Facility 8 modules
 each storing 29.17 mil. bytes; 75 ms access time;
 312,000 bytes/sec transfer rate

PERIPHERAL UNITS:

MAGNETIC TAPE UNITS:

2 IBM 2402-3 7/9 track 800 bpi 90KB max transfer rate

4 IBM 2402-6 9-track 800/1600 bpi 180KB max transfer
 rate

UNIT RECORD EQUIPMENT:

IBM 360/30 C.P.U. (8K)

Bell 301B Data Set

IBM 2701 Data Adapter Unit

IBM 1403-N1 Printer 1100 lpm

IBM 2540 Card Read Punch reads 1000 cpm; punches
 300 cpm

IBM 1051 Control Unit

IBM 1052 Printer-Keyboard

DISPLAY AND RECORDING EQUIPMENT:

See Section I

(3) OTHER INDEPENDENT OR SPECIAL-PURPOSE COMPUTER FACILITIES AVAILABLE AT THIS INSTALLATION:

IBM 360/20

(4) SOFTWARE:

IBM System/360 Operating System FORTRAN IV (H)

IBM System/360 Operating System COBOL (H)

(5) INSTALLATION ENVIRONMENT REPORTS:

INSTALLATION REPRESENTATIVE: Dr. D. W. Drawbaugh

MAILING ADDRESS: Westinghouse Electric Corporation

Astronuclear Laboratory

P. O. Box 10864

Pittsburgh, Pennsylvania 15236

TELEPHONE: 412-892-5600 X6520

DATE: February 9, 1968

COOPERATING INSTALLATION FACILITIES REPORT

WESTINGHOUSE ATOMIC POWER DIVISIONS

WAPD

COMPUTER FACILITIES:

(1) MAIN PROCESSOR:

The main processors (2 CDC 6600 and IBM 360/50/75 ASP Systems) and other facilities are the same as those utilized by Westinghouse Astronuclear Laboratory and described in that report, WANL.

INSTALLATION REPRESENTATIVE: G. H. Minton

MAILING ADDRESS: Westinghouse Electric Corporation
Atomic Power Divisions
Penn Center Site
Box 355
Pittsburgh, Pennsylvania 15230

TELEPHONE: 412-256-4484

DATE: July 19, 1968

THIS PAGE
WAS INTENTIONALLY
LEFT BLANK

II. INSTALLATION REPRESENTATIVES

Harvey Amster - CALB
 University of California
 Department of Nuclear Engineering
 Berkeley, California 94720
 Telephone: 415-642-7275

Arnold L. Aronson - BNL
 Brookhaven National Laboratory
 Bldg. 197
 Upton, Long Island, New York 11973
 Telephone: 516-924-6262 Ext. 7494

Dr. Ricardo Artigas - BCL
 Battelle Memorial Institute
 Columbus Laboratories
 505 King Avenue
 Columbus, Ohio 43201
 Telephone: 614-299-3151 Ext. 840

Prof. Albert L. Babb - UWCC
 University of Washington
 Nuclear Reactor Building
 Seattle, Washington 98105
 Telephone: 206-543-4170

Charles F. Beck - S&L
 Sargent & Lundy Engineers
 140 South Dearborn Street
 Chicago, Illinois 60603
 Telephone: 312-346-7600 Ext. 260

Mr. R. Blaine - AI
 Atomics International
 P. O. Box 309
 Canoga Park, California 91304
 Telephone: 213-314-1000 Ext. 1741

E. Z. Block - CSCN
 Computer Sciences Corporation
 825 Jadwin Avenue
 Fifth Floor, Federal Building
 Richland, Washington 99352
 Telephone: 509-942-1111 Ext. 6-5152

Forrest Brinkley - LASL
 Los Alamos Scientific Laboratory
 P. O. Box 1663
 Los Alamos, New Mexico 87544
 Telephone: 505-667-5422

Dr. Harry L. Brown - DTCC
 Drexel Institute of Technology
 Mechanical Engineering Department
 32nd and Chestnut Streets
 Philadelphia, Pennsylvania 19104
 Telephone: 215-387-2400 Ext. 622

Mr. R. L. Brunnenmeyer - BC
 Bechtel Corporation
 50 Beale Street
 San Francisco, California 94119
 Telephone: 415-433-4567 Ext. 3629

Donald L. Cahalan - B&V
 Black & Veatch Consulting Engineers
 1500 Meadow Lake Parkway
 P. O. Box 8405
 Kansas City, Missouri 64114
 Telephone: 816-363-1402 Ext. 301

Prof. A. Carnesale - NCSU
 Associate Professor of Nuclear Engineering
 North Carolina State University
 P. O. Box 5636
 Raleigh, North Carolina 27607
 Telephone: 919-755-2298

John L. Carter - BNW
 Battelle - Northwest
 Pacific Northwest Laboratory
 P. O. Box 999
 Richland, Washington 99352
 Telephone: 509-942-1111 Ext. 6-4473

Dr. Joseph D. Clement - GIT
 Georgia Institute of Technology
 School of Nuclear Engineering
 Atlanta, Georgia 30332
 Telephone: 404-873-4211 Ext. 5280

E. L. Cox - UMCC
 University of Missouri
 Nuclear Reactor Facility
 Columbia, Missouri 65201
 Telephone: 314-449-8001

Walter H. D'Ardenne - PSU
 Assistant Professor
 Pennsylvania State University
 Department of Nuclear Engineering
 231 Sackett Building
 University Park, Pennsylvania 16802
 Telephone: 814-865-1342

James F. Davis - AEP
 American Electric Power Service Corporation
 2 Broadway
 New York, New York 10008
 Telephone: 212-422-4800 Ext. 581

E. J. Dowdy - TAMU
 Texas A&M University
 Nuclear Engineering Department
 College Station, Texas 77843
 Telephone: 713-846-3706

Dr. D. W. Drawbaugh - WANL
Westinghouse Electric Corporation
Astronuclear Laboratory
P. O. Box 10864
Pittsburgh, Pennsylvania 15236
Telephone: 412-892-5600 Ext. 6520

S. Elkin - CDC
Control Data Corporation
3145 Porter Drive
Palo Alto, California 94303
Telephone: 415-321-8920 Ext. 571

S. J. Gage - UTEX
The University of Texas at Austin
Nuclear Reactor Laboratory
Austin, Texas 78712
Telephone: 512-471-5136

Prof. Owen Gailar - PURD
Purdue University
Department of Nuclear Engineering
West Lafayette, Indiana 47907
Telephone: 317-749-3208

Arthur J. Goldman - NTC
Nuclear Technology Corporation
116 Main Street
White Plains, New York 10601
Telephone: 914-949-5660

Mr. Joseph E. Gratteau - GGA
Gulf General Atomic Incorporated
P. O. Box 608
San Diego, California 92112
Telephone: 714-453-1000 Ext. 1171

Henrik G. Gronroos - JPL
Jet Propulsion Laboratory
Research and Advanced Concepts Section,
122-103
4800 Oak Grove Drive
Pasadena, California 91103
Telephone: 213-354-3479 Ext. Direct Line

O. G. P. Grosskopf - AEB
S. A. Atomic Energy Board
Computing Centre
Private Bag 256
Pretoria, Republic of South Africa
Telephone: Pretoria 79-4441 Ext. 523

Viktor E. Hampel L-316 - LRL
University of California
Lawrence Radiation Laboratory
Livermore, California 94550
Telephone: 415-447-1100 Ext. 8696

K. F. Hansen - MIT
Massachusetts Institute of Technology
Department of Nuclear Engineering
24-109
Cambridge, Massachusetts 02139
Telephone: 617-864-6900 Ext. 3803

Deloss Hoskins - PPCO
Phillips Petroleum Company
Box 2067
Idaho Falls, Idaho 83401
Telephone: 208-552-4400 Ext. 2572

E. E. Jones - CF
General Dynamics
Box 748
Fort Worth, Texas 76101
Telephone: 817-732-4811
Ext. 2626 or 3265

Y. S. Kim - NUS
Nuclear Utility Services Corporation
2351 Research Boulevard
Rockville, Maryland 20850
Telephone: 301-948-7010

W. R. Kimel - KSUN
Professor & Head
Kansas State University
Department of Nuclear Engineering
Seaton Hall
Manhattan, Kansas 66502
Telephone: 913-532-6521

Lawrence Kopp - AEC
U. S. Atomic Energy Commission
Division of Reactor Standards
Systems & Performance Branch
Washington, D.C. 20545
Telephone: 301-973-7388

Thomas S. Latham - UARL
United Aircraft Research Laboratories
400 Main Street
East Hartford, Connecticut 06108
Telephone: 203-565-8694

Mr. Marvin Lubert - KAPL
General Electric Company
Knolls Atomic Power Laboratory
Bldg. G-1 Room 101
P. O. Box 1072
Schenectady, New York 12301
Telephone: 518-393-6611 Ext. 7307

B. McGregor - AAEC
Australian Atomic Energy Commission
Physics Division
Research Establishment
Private Mail Bag
Sutherland 2232, N. S. W. Australia

Henry J. Miller - DUCS
 University of Cincinnati
 316 Physics Building
 Department of University Computer
 Services
 Cincinnati, Ohio 45221
 Telephone: 513-475-2333

Dr. George H. Minton - WAPD
 Westinghouse Electric Corporation
 Atomic Power Division
 Penn Center Site
 Box 355
 Pittsburgh, Pennsylvania 15230
 Telephone: 412-256-4484

Benjamin Mount - BAPL
 Bettis Atomic Power Laboratory
 Box 79
 West Mifflin, Pennsylvania 15122
 Telephone: 412-462-5000
 Ext. 365/470/6833

Elizabeth M. Muller - UNC
 United Nuclear Corporation
 Research & Engineering Center
 Grasslands Road
 Elmsford, New York 10523
 Telephone: 914-592-9000 Ext. 238

M. J. Ohanian - UFCC
 University of Florida
 Department of Nuclear Engineering
 Sciences
 Room 202 Nuclear Sciences Building
 Gainesville, Florida 32601
 Telephone: 904-376-3261 Ext. 2271

T. Olsen - ISO
 Isotopes, A Teledyne Company
 Nuclear Systems Division
 P. O. Box 4937
 Middle River, Maryland 21220
 Telephone: 301-682-5800
 Ext. 9103 or 9130

S. Pacino - CEND
 Combustion Engineering, Inc.
 Nuclear Division
 P. O. Box 500
 Windsor, Connecticut 06095
 Telephone: 203-688-1911
 Ext. 543 or 2823

Gilbert J. Phillips - CRNL
 Chalk River Nuclear Laboratory
 Applied Mathematics Branch
 Advanced Projects and Reactor Physics
 Division
 Chalk River, Ontario, Canada
 Telephone: 613-687-5581 Ext. 671

A. Rago - ANL
 Argonne National Laboratory
 Applied Mathematics Division
 9700 South Cass Avenue
 Argonne, Illinois 60439
 Telephone: 312-739-7711 Ext. 4245

Kenneth E. Roach - SNE
 Southern Nuclear Engineering, Inc.
 P. O. Box 10
 Dunedin, Florida 33528
 Telephone: 813-733-3138

Mr. Lewis G. Roberts - PTBO
 Canadian General Electric
 Computations, Nuclear Systems Sec.
 Peterborough, Ontario, Canada
 Telephone: 705-742-7711 Ext. 2187

Charles S. Robertson, Jr. - GEC
 General Electric Company
 Nuclear Systems Programs
 P. O. Box 15132
 Cincinnati, Ohio 45215
 Telephone: 513-243-5401
 Ext. CENTREX

Virginia Dean Rose - MPR
 MPR Associates, Inc.
 1140 Connecticut Avenue, N. W.
 Room 900
 Washington, D.C. 20036
 Telephone: 202-659-2320

Johnny Rosen - ENEA
 ENEA Computer Programme Library
 Casella Postale No. 15
 21027-Ispra (Varese)
 Italy
 Telephone: 78-271

W. H. Schmidt - SC
 Sandia Corporation
 Albuquerque, New Mexico 87115
 Telephone: 505-264-8804

Thor T. Semler - LER
 NASA Lewis Research Center
 21000 Brookpark Road
 Cleveland, Ohio 44135
 Telephone: 216-433-4000 Ext. 394

Farrel L. Sims - NRTS
 General Electric Corporation
 Box 2147
 Idaho Falls, Idaho 83401
 Telephone: 208-526-0111 Ext. 6224

Harold J. Snyder - AGC
 Aerojet-General Corporation
 P. O. Box 77
 San Ramon, California 94583
 Telephone: 415-837-5311

Robert B. Stallwood - DWDL
 Donald W. Douglas Laboratory
 2955 George Washington Way
 Richland, Washington 99352
 Telephone: 509-946-4151 Ext. 297

Yoshihiro Tanamachi - SDC
 IBM Japan, Ltd., Scientific Datacenter
 No. 5 3-chome, Honcho, Nihonbashi
 Chuo-Ku, Tokyo, Japan

M. I. Temme - LMSC
 Lockheed Missiles & Space Company
 3251 Hanover Street
 Department 52/10, Bldg. 205
 Palo Alto, California 94304
 Telephone: 415-324-3311 Ext. 4-5482

C. R. Tharin (Mrs.) - DP
 E. I. duPont de Nemours
 Savannah River Laboratory
 Applied Mathematics Division
 Aiken, South Carolina 29801
 Telephone: 803-824-6331 Ext. 3063

Eugene R. Volk - APDA
 Atomic Power Development Associates, Inc.
 1911 First Street
 Detroit, Michigan 48226
 Telephone: 313-962-9510 Ext. 374

F. A. Wasseem - NED
 General Electric Company
 Nuclear Energy Division
 Computation & Data Processing
 175 Curtner Avenue M/C 311
 San Jose, California 95125
 Telephone: 408-297-3000 Ext. 2170

Glenn A. Whan - UNM
 Department of Nuclear Engineering
 University of New Mexico
 Albuquerque, New Mexico 87106
 Telephone: 505-277-4105

James P. Wilson - BHSC
 Boeing Huntsville Simulation Center
 Mail Stop JD-14
 Huntsville, Alabama 35807
 Telephone: 205-895-0546 Ext. N/A

W. R. Worley, Jr. - BW
 The Babcock & Wilcox Company
 Computer Services Section
 Nuclear Generation Department
 Power Generation Division
 P. O. Box 1260
 Lynchburg, Virginia 24505
 Telephone: 703-846-7361 Ext. 839

Michael Zizza - BRCC
 Burns & Roe, Inc.
 320 Fulton Avenue
 Hempstead, New York 11550
 Telephone: 516-484-8000 Ext. 226

III. COMPUTERS IN USE

BURROUGHS CORPORATION

B5500

Georgia Institute of Technology - GIT
MPR Associates, Inc. - MPR

CONTROL DATA CORPORATION

G20

Chalk River Nuclear Laboratories - CRNL

160A

Lawrence Radiation Laboratory - LRL
University of Texas at Austin Computation Center - UTEX

1604A

Control Data Corporation - CDC
Phillips Petroleum Company - PPCO
United Nuclear Corporation Research and Engineering
Center - UNC

1700

Control Data Corporation - CDC

3100

Chalk River Nuclear Laboratories - CRNL
Phillips Petroleum Company - PPCO

3600

Argonne National Laboratory - ANL
Lawrence Radiation Laboratory - LRL
Sandia Corporation - SC

6400

Battelle Memorial Institute, Columbus Laboratory - BCL
Control Data Corporation - CDC
McDonnell Automation Center - MA
University of California - CALB

6500

Purdue University - PURD

6600

Babcock & Wilcox Company, Nuclear Generation Department - BW
Bettis Atomic Power Laboratory - BAPL
Brookhaven National Laboratory - BNL
Chalk River Nuclear Laboratories - CRNL

6600 (Contd.)

Knolls Atomic Power Laboratory - KAPL
 Lawrence Radiation Laboratory - LRL
 Los Alamos Scientific Laboratory - LASL
 University of Texas at Austin Computation Center - UTEX
 Westinghouse Astronuclear Laboratory - WANL
 Westinghouse Atomic Power Division - WAPD

8090

Boeing Huntsville Simulation Center - BHSC
 Chalk River Nuclear Laboratories - CRNL
 Sandia Corporation - SC

8130

University of Texas at Austin Computation Center - UTEX

DIGITAL EQUIPMENT CORPORATION

PDP 1

Lawrence Radiation Laboratory - LRL

PDP 6

Lawrence Radiation Laboratory - LRL

PDP 7

University of Texas at Austin Computation Center - UTEX

PDP 8

Australian Atomic Energy Commission - AAEC

GENERAL ELECTRIC COMPANY

DATANET 30

Bechtel Corporation - BC
 General Electric Nuclear Energy Division - NED

115

General Electric Company, Nuclear Energy Division - NED
 General Electric Company, Nuclear Systems Programs - GEC

225

Computer Sciences Corporation, Northwest Operations - CSCN

425

Canadian General Electric - PTBO

635

Bechtel Corporation - BC
 General Electric Company, Nuclear Energy Division - NED
 General Electric Company, Nuclear Systems Programs - GEC

INTERNATIONAL BUSINESS MACHINES

360

Model 20

Boeing Huntsville Simulation Center - BHSC
IBM Japan Ltd., Scientific Datacenter - SDC
Jet Propulsion Laboratory - JPL
The Pennsylvania State University - PSU

Model 30

Atomics International - AI
Black & Veatch Consulting Engineers B&V
Boeing Huntsville Simulation Center - BHSC
E. I. duPont, Savannah River Laboratory - DP
European Nuclear Energy Agency Computer Programme
Library - ENEA
Lockheed Missiles & Space Company - LMSC
McDonnell Automation Center - MA

Model 40

American Electric Power Service Corporation - AEP
Massachusetts Institute of Technology - MIT
North Carolina State University - NCSU
S. A. Atomic Energy Board - AEB
University of Cincinnati Computer Services - DUCS
University of California Computer Center - CALB
University of New Mexico - UNM

Model 44

Boeing Huntsville Simulation Center - BHSC
Burns & Roe Computer Center - BRCC
Isotopes, Nuclear Systems Division - ISO

Model 50

Aerojet-General Corporation - AGC
American Electric Power Service Corporation - AEP
Headquarters, Atomic Energy Commission - AEC
Atomics International - AI
Australian Atomic Energy Commission - AAEC
Combustion Engineering Nuclear Division - CEND
Fort Worth Division of General Dynamics - CF
Kansas State University - KSUN
McDonnell Automation Center - MA
University of Florida Computer Center - UFCC
Westinghouse Astronuclear Laboratory - WANL

Model 65

Aerojet-General Corporation - AGC
 Boeing Huntsville Simulation Center - BHSC
 Combustion Engineering Nuclear Division - CEND
 Drexel Institute of Technology Computing Center - DTCC
 E. I. duPont, Savannah River Laboratory - DP
 European Nuclear Energy Agency, Computer Programme
 Library - ENEA
 Fort Worth Division of General Dynamics - CF
 Massachusetts Institute of Technology - MIT
 Southern Nuclear Engineering, Inc. - SNE
 Texas A&M University - TAMU

Model 67

Boeing Huntsville Simulation Center - BHSC
 NASA -- Lewis Research Center - LER
 The Pennsylvania State University - PSU

Model 75

Argonne National Laboratory - ANL
 IBM Japan, Ltd., Scientific Datacenter - SDC
 McDonnell Automation Center - MA
 Westinghouse Astronuclear Laboratory - WANL

1130

Aerojet-General Corporation - AGC
 Atomic Power Development Associates, Inc. - APDA
 Boeing Huntsville Simulation Center - BHSC
 North Carolina State University - NCSU
 Sargent & Lundy - S&L

1401

Brookhaven National Laboratory - BNL
 E. I. duPont, Savannah River Laboratory - DP
 European Nuclear Energy Agency Computer Programme
 Library - ENEA
 Lawrence Radiation Laboratory - LRL
 Purdue University - PURD
 Southern Nuclear Engineering, Inc. - SNE
 University of Cincinnati Computer Services - DUCS
 University of Florida Computer Center - UFCC
 University of Missouri Computer Center - UMCC
 University of Texas at Austin Computation Center - UTEX

1410

University of Cincinnati Computer Services - DUCS

- 7030
Lawrence Radiation Laboratory - LRL
Los Alamos Scientific Laboratory - LASL
- 7040
University of Cincinnati Computer Services - DUCS
University of Missouri Computer Center - UMCC
- 7044
Phillips Petroleum Company - PPCO
- 7090
Computer Sciences Corporation, Northwest Operations - CSCN
European Nuclear Energy Agency - ENEA
IBM Japan, Ltd., Scientific Datacenter - SDC
Sandia Corporation - SC
- 7094
Brookhaven National Laboratory - BNL
General Electric Company, Nuclear Systems Programs - GEC
Lawrence Radiation Laboratory - LRL
Los Alamos Scientific Laboratory - LASL
Purdue University - PURD
Southern Nuclear Engineering, Inc. - SNE
- 7094/7040
NASA -- Lewis Research Center - LER
University of Washington Computer Center - UWCC
- 7094/7044
Jet Propulsion Laboratory - JPL
NASA -- Lewis Research Center - LER

PHILCO-FORD CORPORATION

- 211
Babcock & Wilcox Company, Nuclear Generation Division - BW

REMINGTON RAND LARC

Lawrence Radiation Laboratory - LRL

UNIVAC

- 1004
Donald W. Douglas Laboratories - DWDL
Gulf General Atomic, Inc. - GGA
Lockheed Missiles & Space Company - LMSC

1005

Knolls Atomic Power Laboratory - KAPL

1108

Computer Sciences Corporation, Northwest Operations - CSCN

Donald W. Douglas Laboratory - DWDL

Georgia Institute of Technology - GIT

Gulf General Atomic Inc. - GGA

Lockheed Missiles & Space Company - LMSC

National Bureau of Standards - NBS

United Aircraft Research Laboratory - UARL

IV. INSTALLATION ABBREVIATIONS

AAEC - Australian Atomic Energy Commission
AEB - S. A. Atomic Energy Board
AEC - Headquarters, U.S. Atomic Energy Commission
AEP - American Electric Power Service Corporation
AGC - Aerojet-General Corporation
AI - Atomics International
ANL - Argonne National Laboratory
APDA - Atomic Power Development Associates, Inc.
BAPL - Bettis Atomic Power Laboratory
BC - Bechtel Corporation
BCL - Battelle Memorial Institute, Columbus Laboratories
BHSC - Boeing Huntsville Simulation Center
BNL - Brookhaven National Laboratory
BNW - Battelle Memorial Institute, Pacific Northwest Laboratory
BRCC - Burns & Roe Computer Center
B&V - Black & Veatch Consulting Engineers
BW - The Babcock and Wilcox Company, Nuclear Generation Department
CALB - University of California Computer Center
CDC - Control Data Corporation, Palo Alto, California
CEND - Combustion Engineering, Inc., Nuclear Division
CF - Fort Worth Division of General Dynamics
CRNL - Chalk River Nuclear Laboratories
CSCN - Computer Sciences Corporation, Northwest Operations
DP - E. I. duPont, Savannah River Laboratory
DUCS - University of Cincinnati Computer Services
DWDL - Donald W. Douglas Laboratory
GEC - General Electric Company, Nuclear Systems Programs
GGA - Gulf General Atomic, Inc.
GIT - Georgia Institute of Technology
JPL - Jet Propulsion Laboratory, California Institute of Technology

KAPL - Knolls Atomic Power Laboratory, General Electric Company
KSUN - Kansas State University
LASL - Los Alamos Scientific Laboratory
LER - NASA -- Lewis Research Center
LMSC - Lockheed Missiles & Space Company
LRL - Lawrence Radiation Laboratory
MA - McDonnell Automation Center
MIT - Massachusetts Institute of Technology
MPR - MPR Associates, Inc.
NBS - National Bureau of Standards
NCSU - North Carolina State University
NED - General Electric Company, Nuclear Energy Division
NRTS - General Electric Company, Nuclear Reactor Testing Station
NTC - Nuclear Technology Corporation
NUS - Nuclear Utility Services, Inc.
PPCO - Phillips Petroleum Company
PSU - The Pennsylvania State University
PTBO - Canadian General Electric Company
PURD - Purdue University
SC - Sandia Corporation
SCD - IBM Japan, Ltd., Scientific Datacenter
S&L - Sargent & Lundy Engineers
SNE - Southern Nuclear Engineering, Inc.
TAMU - Texas A&M University
UFCC - University of Florida Computer Center
UMCC - University of Missouri Computer Center
UNC - United Nuclear Corporation
UNM - University of New Mexico
UTEX - University of Texas at Austin Computation Center
UWCC - University of Washington Computer Center
WANL - Westinghouse Astronuclear Laboratory
WAPD - Westinghouse Atomic Power Division